



nally left blank.

This page inten

Index Page

|                      |                             |    |
|----------------------|-----------------------------|----|
| Exhibit A            | County General              | 1  |
| Exhibit D            | County Highway Unrestricted | 12 |
| Exhibit E            | Health                      | 20 |
| Total Exhibit G's    |                             | 28 |
| Total Exhibit H's    |                             | 37 |
| Total Exhibit I's    |                             | 39 |
| Total Exhibit I.ST's |                             | 63 |
| Total Exhibit M's    |                             | 71 |
| Exhibit W            |                             | 87 |
| Exhibit X            |                             | 89 |
| Exhibit Y            |                             | 91 |
| Exhibit Z            |                             | 95 |
| Salary Calculations  |                             | 97 |

CREEK COUNTY  
2023-2024  
ESTIMATE OF NEEDS  
AND FINANCIAL STATEMENT OF THE  
FISCAL YEAR 2022-2023


CREEK COUNTY, STATE OF OKLAHOMA


To the County Excise Board of said County and State, Greeting:-

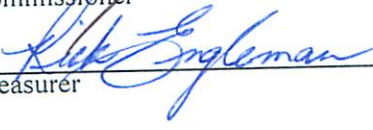
Pursuant to the requirements of 68 O.S. 1991 Section 3002, we submit herewith for your consideration, the within statement of the fiscal condition of the County of Creek, State of Oklahoma, for the fiscal year beginning July 1, 2022 and ending June 30, 2023, together with an itemized statement of the estimated needs thereof for the fiscal year beginning July 1, 2023 and ending June 30, 2024. The same have been prepared in conformity to Statute, in relation to which be it further noted that:

1. We, the members of the Board of County Commissioners of said County and State, do hereby certify that the statements herein submitted show the true and correct conditions of the fiscal affairs of said County for the fiscal year ending June 30, 2023, that said statements comprise a "full and accurate statement of the assessments, receipts and expenditures of the preceding year, made out in detail under separate heads" as required by 19 O.S. 1991 Section 345; that said preparation was had at an official session of said Board, begun on the first Monday in July, 2023 pursuant to the provisions of 68 O.S. 1991 Section 3002.
2. And we further certify that the estimates of the several amounts necessary for current expenses for the fiscal year beginning July 1, 2023 and ending June 30, 2024 as shown under "Schedule 8" were prepared and filed with the Board of County Commissioners as of the first Monday in July 2023, that the same have been correctly entered, and that all estimates made are entered as certified by Department Heads for the respective purposes herein set out. We further certify that the sums requested for salaries of county officers and the deputies are calculated and based upon authority of salary statutes currently effective and applicable in this county.
3. We further certify that the estimated income from sources other than ad valorem tax, shown on "Schedule 4", may reasonably be expected to be collected as a revenue during the ensuing fiscal year, and is not in excess of the 90% of the amounts collected for the same sources during the fiscal year ending June 30, 2023.


Dated at the office of the County Clerk, at 0, Oklahoma, this 5 day of September, 2023.

  
\_\_\_\_\_  
Chairman


  
\_\_\_\_\_  
Commissioner

  
\_\_\_\_\_  
Treasurer

\_\_\_\_\_  
Court Clerk

  
\_\_\_\_\_  
County Clerk

  
\_\_\_\_\_  
Commissioner

  
\_\_\_\_\_  
Assessor

\_\_\_\_\_  
Sheriff

Filed this 5 day of September, 2023  
Secretary and Clerk of Excise Board, Creek County, Oklahoma.

# Patten & Odom, CPAs, PLLC

2101 N. Willow Ave.  
Broken Arrow, OK 74012  
Phone Number 918.250.8838  
FAX Number 918.250.9853

---

Page 2

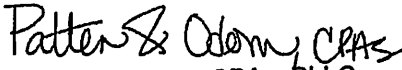
## Independent Accountant's Compilation Report

Honorable Board of County Commissioners  
Creek County, Oklahoma

Management is responsible for the 2022-23 financial statements as of and for the fiscal year ended June 30, 2023 and the 2023-2024 Estimate of Needs (SA&I Form 2631R01) for Creek County, included in the accompanying prescribed forms. We have performed a compilation engagement in accordance with Statements on Standards for Auditing and Review Services promulgated by the Accounting and Review Services Committee of the AICPA. We did not audit or review the financial statements, estimate of needs and publication sheet forms included in the accompanying prescribed form, nor were we required to perform any procedures to verify the accuracy or completeness of the information provided by management. Accordingly, we do not express an opinion, a conclusion, nor provide any form of assurance on the financial statements, estimate of need and publication sheet included in the prescribed form.

The financial statements, estimate of needs and publication sheet included in the accompanying prescribed forms are presented in accordance with the requirements of the Office of the Oklahoma State Auditor and Inspector per 68 OS § 3003.B as promulgated by OS 68 § 3009-3011 and are not intended to be a complete presentation of the assets and liabilities of County.

This report is intended solely for the information and use of management of Creek County, Oklahoma, Creek County Excise Board, and for filing with the State Auditor and Inspector and is not intended to be and should not be used by anyone other than these specified parties.

  
Patten & Odom, CPAs, PLLC  
August 29, 2023

AFFIDAVIT OF PUBLICATION

STATE OF OKLAHOMA, COUNTY OF CREEK

Personally appeared before me, the undersigned Notary Public, Jennifer Mortazavi County Clerk of the County and State aforesaid, who being first duly sworn according to law, deposes and says: That he/she complied with the law by having the financial statement for the fiscal year ending June 30, 2023, and the estimated needs and the estimated income from sources other than ad valorem taxes, for the fiscal year beginning July 1, 2023 and ending June 30, 2024 published in one issue of the 0 a legally-qualified newspaper published - of general circulation, in said county (strike inapplicable phrase) a copy of which together with proof of publication is herewith attached marked Exhibit "Z" and made a part of hereof.

[Signature]  
County Clerk

Subscribed and sworn to before me this 16 day of September, 2023.

[Signature]  
Notary Public

2/24/2026  
My Commission Expires



# Sapulpa Herald

PO Box 1370

Sapulpa, OK 74467

## PROOF OF PUBLICATION

See Attached

### PROOF OF PUBLICATION

#### PUBLISHED IN THE SAPULPA HERALD

I, Darren D. Sumner, of lawful age, being duly sworn, upon oath deposes and says that I am the Publisher of the Sapulpa Herald, a Bi-Weekly newspaper printed in the City of Sapulpa, County of Creek, State of Oklahoma, and of a bona fide paid general circulation therein, printed in the English language, and that the notice of publication, a copy of which is hereto attached, was published in said newspaper for 1 consecutive day-weeks, on the 10th day of September, 2023, said newspaper has been continuously and uninterruptedly published in said weeks, consecutively, prior to the first publication of said notice of advertisement, a required by House Bill 99, (an Act amending Section 54, Oklahoma Statutes 1931) passed by the fifteenth Legislature and effective July 23, 1935, and thereafter. The advertisement above referred to is a true and printed copy. Said notice was published in the regular edition of said newspaper and not in a supplement thereof.

Affiant further states that said newspaper meets all requirements of the laws of the State of Oklahoma with reference to legal publications.

Subscribed and sworn to before me by Darren D. Sumner, publisher of Sapulpa Herald on this 10th day of September, 2023.

*Darren D. Sumner*

Publisher


*Saunca Weaver*

Notary Public

My Commission Expires

*11.2.2025*

Publishers Fee: \$459.36



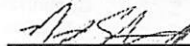
**PUBLICATION SHEET - CREEK COUNTY, OKLAHOMA**  
**FINANCIAL STATEMENT OF THE VARIOUS FUNDS FOR THE FISCAL YEAR ENDING JUNE 30, 2023, AND ESTIMATE OF NEEDS**  
**FOR THE FISCAL YEAR ENDING JUNE 30, 2024, OF THE GOVERNING BOARD OF**  
**CREEK COUNTY, OKLAHOMA**

| Exhibit 77  |                 | Page 22         |              |  |
|---|-----------------|-----------------|--------------|--|
| STATEMENT OF FINANCIAL CONDITION AS OF JUNE 30, 2023          |                 |                 |              |  |
|   | General Fund    | Health Fund     | Sliding Fund |  |
| <b>ASSETS</b>   |                 |                 |              |  |
| Cash Balance June 30, 2023                                    | \$ 3,499,333.43 | \$ 2,861,749.54 | \$ -         |  |
| Investments   | -               | -               | -            |  |
| <b>TOTAL ASSETS</b>   | \$ 3,499,333.43 | \$ 2,861,749.54 | \$ -         |  |
| <b>LIABILITIES AND RESERVES</b>                               |                 |                 |              |  |
| Warrants Outstanding  | \$ 165,447.13   | \$ 1,208.44     | \$ -         |  |
| Reserves for Interest on Warrants                             | -               | -               | -            |  |
| Reserves from Schedule E                                      | \$ 151,142.79   | \$ 189,423.21   | \$ -         |  |
| <b>TOTAL LIABILITIES AND RESERVES</b>                         | \$ 316,589.92   | \$ 190,631.65   | \$ -         |  |
| <b>CASH FUND BALANCE (Deficit) JUNE 30, 2023</b>              | \$ 3,182,743.51 | \$ 2,671,117.89 | \$ -         |  |
| <b>ESTIMATE OF NEEDS FOR FISCAL YEAR ENDING JUNE 30, 2024</b> |                 |                 |              |  |
| Grand Total Current Expense Needs                             | \$ 9,545,638.24 | \$ 4,162,394.25 | \$ -         |  |
| Reserves for Interest on Warrants & Revolutions               | -               | -               | -            |  |
| <b>Total Requested</b>  | \$ 9,545,638.24 | \$ 4,162,394.25 | \$ -         |  |
| <b>FINANCED:</b>  |                 |                 |              |  |
| Cash Fund Balance   | \$ 3,182,743.51 | \$ 2,671,117.89 | \$ -         |  |
| Revenues Approved by Governing Board                          | \$ 489,885.51   | \$ -            | \$ -         |  |
| <b>Total Revenues</b>   | \$ 3,672,629.02 | \$ 2,671,117.89 | \$ -         |  |
| <b>Balance to Raise from Ad Valorem Tax</b>                   | \$ 5,873,009.22 | \$ 1,491,276.36 | \$ -         |  |

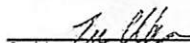
| Unrestricted Expenses for the General Fund:                  | Governmental Budget Accounts Fiscal Year 2023-2024 |                                  |
|--|--|----------------------------------|
|  | Needs as Estimated by Governing Board              | Approved by County Finance Board |
| <b>Department 0200, District Attorney - County</b>           |  |                                  |
| 1110, Full Time Salaries                                     | \$ 13,879.25                                       | \$ 13,879.25                     |
| 2000, Printing   | \$ 33,500.00                                       | \$ 33,500.00                     |
| <b>Total for 0200, District Attorney - County</b>            | \$ 47,379.25                                       | \$ 47,379.25                     |
| <b>Department 0400, Sheriff</b>                              |  |                                  |
| 1110, Full Time Salaries                                     | \$ 1,692,498.36                                    | \$ 1,692,498.36                  |
| 2005, Maintenance & Operation                                | \$ 425,000.00                                      | \$ 425,000.00                    |
| 4110, Capital Outlay   | \$ 305,000.00                                      | \$ 291,500.00                    |
| <b>Total for 0400, Sheriff</b>                               | \$ 2,422,498.36                                    | \$ 2,410,998.36                  |
| <b>Department 0500, Treasurer</b>                            |  |                                  |
| 1110, Full Time Salaries                                     | \$ 294,772.44                                      | \$ 294,772.44                    |
| 1130, Part Time Salaries                                     | \$ 31,000.00                                       | \$ 31,000.00                     |
| 1150, Student Travel   | \$ 6,600.00  | \$ 6,600.00                      |
| 2005, Maintenance & Operation                                | \$ 1,500.00  | \$ 1,500.00                      |
| <b>Total for 0500, Treasurer</b>                             | \$ 343,872.44                                      | \$ 343,872.44                    |
| <b>Department 0800, Commissioners</b>                        |  |                                  |
| 1110, Full Time Salaries                                     | \$ 114,452.08                                      | \$ 114,452.08                    |
| 1130, Travel   | \$ 3,000.00  | \$ 3,000.00                      |
| 2005, Maintenance & Operation                                | \$ 10,254.00                                       | \$ 10,254.00                     |
| 4110, Capital Outlay   | \$ 2,000.00  | \$ 2,000.00                      |
| <b>Total for 0800, Commissioners</b>                         | \$ 129,706.08                                      | \$ 129,706.08                    |
| <b>Department 0900, OSU Extension</b>                        |  |                                  |
| 1110, Full Time Salaries                                     | \$ 160,836.00                                      | \$ 160,836.00                    |
| 1130, Travel   | \$ 10,000.00                                       | \$ 10,000.00                     |
| 2005, Maintenance & Operation                                | \$ 27,850.00                                       | \$ 27,850.00                     |
| 4110, Capital Outlay   | \$ 100.00  | \$ 100.00                        |
| <b>Total for 0900, OSU Extension</b>                         | \$ 198,786.00                                      | \$ 198,786.00                    |
| <b>Department 1000, County Clerk</b>                         |  |                                  |
| 1110, Full Time Salaries                                     | \$ 329,317.60                                      | \$ 329,317.60                    |
| 1130, Part Time Salaries                                     | \$ -   | \$ -                             |
| 1150, Student Travel   | \$ 8,600.00  | \$ 8,600.00                      |
| 2005, Maintenance & Operation                                | \$ 20,000.00                                       | \$ 20,000.00                     |
| <b>Total for 1000, County Clerk</b>                          | \$ 357,917.60                                      | \$ 357,917.60                    |
| <b>Department 1400, Court Clerk</b>                          |  |                                  |
| 1110, Full Time Salaries                                     | \$ 458,484.20                                      | \$ 458,484.20                    |
| 1130, Student Travel   | \$ 8,000.00  | \$ 8,000.00                      |
| <b>Total for 1400, Court Clerk</b>                           | \$ 466,484.20                                      | \$ 466,484.20                    |
| <b>Department 1600, Assessor</b>                             |  |                                  |
| 1110, Full Time Salaries                                     | \$ 357,484.44                                      | \$ 357,484.44                    |
| 1130, Student Travel   | \$ 10,000.00                                       | \$ 10,000.00                     |
| 2005, Maintenance & Operation                                | \$ 45,000.00                                       | \$ 45,000.00                     |
| 4110, Capital Outlay   | \$ 10,000.00                                       | \$ 10,000.00                     |
| <b>Total for 1600, Assessor</b>                              | \$ 422,484.44                                      | \$ 422,484.44                    |
| <b>Department 1700, Visual Impairment</b>                    |  |                                  |
| 1110, Full Time Salaries                                     | \$ 97,616.00                                       | \$ 97,616.00                     |
| 1130, Part Time Salaries                                     | \$ -   | \$ -                             |
| 1210, FICA   | \$ 40,298.00                                       | \$ 40,298.00                     |
| 1110, Travel   | \$ 20,000.00                                       | \$ 20,000.00                     |
| 2005, Maintenance & Operation                                | \$ 43,484.00                                       | \$ 43,484.00                     |
| 4110, Capital Outlay   | \$ 17,500.00                                       | \$ 17,500.00                     |
| <b>Total for 1700, Visual Impairment</b>                     | \$ 218,908.00                                      | \$ 218,908.00                    |
| <b>Unrestricted Expenses for the General Fund:</b>           |  |                                  |
| <b>Department 4000, Highway Budget</b>                       |  |                                  |
| 2005, Maintenance & Operation                                | \$ 50,000.00                                       | \$ 50,131.43                     |
| <b>Total for 4000, Highway Budget</b>                        | \$ 50,000.00                                       | \$ 50,131.43                     |
| <b>Department 4500, County Audit Budget</b>                  |  |                                  |
| 2010, Professional Services                                  | \$ 218,156.06                                      | \$ 218,156.06                    |
| <b>Total for 4500, County Audit Budget</b>                   | \$ 218,156.06                                      | \$ 218,156.06                    |
| <b>Department 4700, Free Fair Budget</b>                     |  |                                  |
| 1110, Full Time Salaries                                     | \$ 141,286.44                                      | \$ 141,286.44                    |
| 1130, Part Time Salaries                                     | \$ 4,400.00  | \$ 4,400.00                      |
| 2005, Maintenance & Operation                                | \$ 43,866.00                                       | \$ 43,866.00                     |
| 2015, Promotions & Awards                                    | \$ 19,000.00                                       | \$ 19,000.00                     |
| 4110, Capital Outlay   | \$ 90,000.00                                       | \$ 90,000.00                     |
| <b>Total for 4700, Free Fair Budget</b>                      | \$ 398,552.44                                      | \$ 398,552.44                    |
| <b>Total for Unrestricted Expenses for the General Fund:</b> | \$ 9,545,638.24                                    | \$ 9,545,638.24                  |
| <b>Total General Fund Budget Requested</b>                   | \$ 9,545,638.24                                    | \$ 9,545,638.24                  |

**CERTIFICATE - GOVERNING BOARD**


STATE OF OKLAHOMA, COUNTY OF CREEK, ss:  
 We, the undersigned duly elected qualified governing officers of Creek County, Oklahoma, do hereby certify that at a meeting of the governing body of the said County, begun at the time provided by law for Councils and pursuant to the provisions of 48 O.S. 1991 Sec. 1002, the foregoing statement was prepared and is true and correct condition of the Financial Affairs of said County as reflected by the report of the County Clerk and Treasurer. We further certify that the foregoing estimate for current expenses for the fiscal year beginning July 1, 2023, and ending June 30, 2024, as shown are reasonably necessary and proper for the conduct of the affairs of the said County, that the Estimated Income to be derived from sources other than ad valorem taxes does not exceed the lawfully authorized rates of the revenue derived from the same sources during the preceding fiscal year.

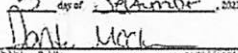
  
 Chairman of Board


  
 County Clerk

  
 Commissioner

Subscribed and sworn to before me this  
 5 day of September, 2023.

  
 County Judge

  
 Notary Public



1110, Full Time Salaries  
 1130, Part Time Salaries  
 1150, Student Travel  
 2005, Maintenance & Operation  
 4110, Capital Outlay  
 Department 0200, District Attorney - County  
 Department 0400, Sheriff  
 Department 0500, Treasurer  
 Department 0800, Commissioners  
 Department 0900, OSU Extension  
 Department 1000, County Clerk  
 Department 1400, Court Clerk  
 Department 1600, Assessor  
 Department 1700, Visual Impairment  
 Department 4000, Highway Budget  
 Department 4500, County Audit Budget  
 Department 4700, Free Fair Budget

COUNTY GENERAL COVERING THE PERIOD 7/1/2022 TO 6/30/2023  
ESTIMATE OF NEEDS FOR 2023-2024

EXHIBIT A

| Schedule 1, Current Balance Sheet - June 30, 2023        |           | Amount              |
|--|-----------|---------------------|
| <b>ASSETS:</b>   |           |                     |
| Cash Balance June 30, 2023                               | \$        | 2,499,333.45        |
| Investments  | \$        | -                   |
| <b>TOTAL ASSETS</b>                                      | <b>\$</b> | <b>2,499,333.45</b> |
| <b>LIABILITIES AND RESERVES:</b>                         |           |                     |
| Warrants Outstanding                                     | \$        | 165,447.13          |
| Reserve for Interest on Warrants                         | \$        | -                   |
| Reserves From Schedule 8                                 | \$        | 154,188.39          |
| <b>TOTAL LIABILITIES AND RESERVES</b>                    | <b>\$</b> | <b>319,635.52</b>   |
| CASH FUND BALANCE JUNE 30, 2023                          | \$        | 2,179,697.93        |
| <b>TOTAL LIABILITIES, RESERVES AND CASH FUND BALANCE</b> | <b>\$</b> | <b>2,499,333.45</b> |

| Schedule 2, Revenue and Requirements for 2022-2023        |                 |                        |
|---|-----------------|------------------------|
|   | Detail          | Total                  |
| <b>REVENUE:</b>   |                 |                        |
| Adjusted Cash Balance June 30, 2022                       | \$ 2,012,824.56 |                        |
| Cash Fund Balance Transferred From Prior Years            | \$ 38,829.37    |                        |
| All Ad Valorem Tax Apportioned                            | \$ 6,422,391.25 |                        |
| Miscellaneous Revenue Apportioned                         | \$ 1,442,965.48 |                        |
| <b>TOTAL REVENUE</b>                                      |                 | <b>\$ 9,917,010.66</b> |
| <b>REQUIREMENTS:</b>                                      |                 |                        |
| Claims Paid by Warrants Issued                            | \$ 7,583,124.34 |                        |
| Reserves From Schedule 8                                  | \$ 154,188.39   |                        |
| Interest Paid on Warrants                                 | \$ -            |                        |
| Reserve for Interest on Warrants                          | \$ -            |                        |
| <b>TOTAL REQUIREMENTS</b>                                 |                 | <b>\$ 7,737,312.73</b> |
| ADD: CASH FUND BALANCE AS PER BALANCE SHEET JUNE 30, 2023 |                 | \$ 2,179,697.93        |
| <b>TOTAL REQUIREMENTS AND CASH FUND BALANCE</b>           |                 | <b>\$ 9,917,010.66</b> |

| Schedule 3, Cash Fund Balance Analysis - June 30, 2023              |           | Amount              |
|---|-----------|---------------------|
| <b>ADDITIONS:</b>   |           |                     |
| Miscellaneous Revenue Collected in Excess with Transfer Adjustments | \$        | 775,132.38          |
| Warrants Estopped, Cancelled or Converted                           | \$        | 816.44              |
| Fiscal Year 2022-2023 Lapsed Appropriations                         | \$        | 1,265,326.35        |
| Fiscal Year 2021-2022 Lapsed Appropriations                         | \$        | 38,012.93           |
| Ad Valorem Tax Collections in Excess of Estimate                    | \$        | 323,038.40          |
| <b>TOTAL ADDITIONS</b>  | <b>\$</b> | <b>2,402,326.50</b> |
| <b>DEDUCTIONS:</b>  |           |                     |
| Supplemental Appropriations   | \$        | 222,628.57          |
| Current Tax in Process of Collection                                | \$        | -                   |
| <b>TOTAL DEDUCTIONS</b>   | <b>\$</b> | <b>222,628.57</b>   |
| Cash Fund Balance as per Balance Sheet June 30, 2023                | \$        | 2,179,697.93        |



COUNTY GENERAL COVERING THE PERIOD 7/1/2022 TO 6/30/2023  
ESTIMATE OF NEEDS FOR 2023-2024

EXHIBIT A

| Schedule 4: Revenue                               | 2021-2022 Account      |                        | 2022-2023 Account      |                        |  |
|---|------------------------|------------------------|------------------------|------------------------|--|
| SOURCE  | Actually Collected     | Amount Estimated       | Actually Collected     | Over (Under)           |  |
| <b>Ad Valorem Taxes</b>                           |                        |                        |                        |                        |  |
| 9001 Current Tax                                  | \$ 5,710,617.27        | \$ 6,099,352.85        | \$ 6,189,821.47        | \$ 90,468.62           |  |
| 9002 Prior Year                                   | \$ 118,335.48          | \$ -                   | \$ 147,256.37          | \$ 147,256.37          |  |
| 9003 Back Year                                    | \$ 63,438.23           | \$ -                   | \$ 85,313.41           | \$ 85,313.41           |  |
| <b>Ad Valorem Tax Total</b>                       | <b>\$ 5,892,390.98</b> | <b>\$ 6,099,352.85</b> | <b>\$ 6,422,391.25</b> | <b>\$ 323,038.40</b>   |  |
| <b>9000, Interest, Mortgage Tax</b>               |                        |                        |                        |                        |  |
| 9007 Interest Certificates of Deposits            | \$ 4,313.33            | \$ -                   | \$ 3,779.13            | \$ 3,779.13            |  |
| 9011 Other Investments                            | \$ 24,966.07           | \$ 25,000.00           | \$ 129,202.30          | \$ 104,202.30          |  |
| <b>Total for Interest, Mortgage Tax</b>           | <b>\$ 29,279.40</b>    | <b>\$ 25,000.00</b>    | <b>\$ 132,981.43</b>   | <b>\$ 107,981.43</b>   |  |
| <b>9100, Local Revenues</b>                       |                        |                        |                        |                        |  |
| 9104 Motor Vehicle Auto Stamps                    | \$ 18,919.87           | \$ 17,027.89           | \$ 16,445.11           | \$ (582.78)            |  |
| 9106 County Clerk Fees                            | \$ 410,684.76          | \$ 325,350.44          | \$ 355,482.33          | \$ 30,131.89           |  |
| 9112 Farm Implements                              | \$ 41.39               | \$ -                   | \$ -                   | \$ -                   |  |
| 9120 5-yr Manufacturing Exemption Reimbursement   | \$ 55,691.31           | \$ -                   | \$ 63,916.33           | \$ 63,916.33           |  |
| 9127 Treasurer Fees                               | \$ 5,685.00            | \$ -                   | \$ 6,880.00            | \$ 6,880.00            |  |
| 9129 Visual Inspection                            | \$ 316,307.53          | \$ 100,000.00          | \$ 302,132.47          | \$ 202,132.47          |  |
| 9130 Wildlife Fines                               | \$ 162.75              | \$ -                   | \$ 827.59              | \$ 827.59              |  |
| 9131 Planning & Zoning Fees                       | \$ -                   | \$ -                   | \$ -                   | \$ -                   |  |
| <b>Total for Local Revenues</b>                   | <b>\$ 807,492.61</b>   | <b>\$ 442,378.33</b>   | <b>\$ 745,683.83</b>   | <b>\$ 303,305.50</b>   |  |
| <b>9200, State Revenues</b>                       |                        |                        |                        |                        |  |
| 9203 Election Board Secretary Reimbursements      | \$ 49,119.80           | \$ 44,207.82           | \$ 63,450.38           | \$ 19,242.56           |  |
| 9219 OTC - Tobacco                                | \$ 63,242.06           | \$ 50,000.00           | \$ 60,988.18           | \$ 10,988.18           |  |
| 9221 Payment In lieu of Taxes                     | \$ 19,271.97           | \$ -                   | \$ 20,675.20           | \$ 20,675.20           |  |
| 9222 Public Service Administrative Fee            | \$ -                   | \$ -                   | \$ 2,478.25            | \$ 2,478.25            |  |
| 9224 State Land Reimbursement                     | \$ 6.99                | \$ -                   | \$ 6.57                | \$ 6.57                |  |
| 9235 OTC-Motor Vehicle COCG                       | \$ 118,052.17          | \$ 106,246.95          | \$ 109,024.20          | \$ 2,777.25            |  |
| <b>Total for State Revenues</b>                   | <b>\$ 249,692.99</b>   | <b>\$ 200,454.77</b>   | <b>\$ 256,622.78</b>   | <b>\$ 56,168.01</b>    |  |
| <b>9300, Federal Revenues</b>                     |                        |                        |                        |                        |  |
| 9309 PILT - Forestry Reserve                      | \$ 70,119.00           | \$ -                   | \$ 75,130.00           | \$ 75,130.00           |  |
| 9311 Flood Control                                | \$ 5,159.46            | \$ -                   | \$ 5,771.39            | \$ 5,771.39            |  |
| <b>Total for Federal Revenues</b>                 | <b>\$ 75,278.46</b>    | <b>\$ -</b>            | <b>\$ 80,901.39</b>    | <b>\$ 80,901.39</b>    |  |
| <b>9400, Miscellaneous Revenues</b>               |                        |                        |                        |                        |  |
| 9410 Royalty                                      | \$ 3,071.89            | \$ -                   | \$ 2,180.35            | \$ 2,180.35            |  |
| 9415 Miscellaneous                                | \$ 150,380.68          | \$ -                   | \$ 142,745.52          | \$ 142,745.52          |  |
| <b>Total for Miscellaneous Revenues</b>           | <b>\$ 153,452.57</b>   | <b>\$ -</b>            | <b>\$ 144,925.87</b>   | <b>\$ 144,925.87</b>   |  |
| <b>9900,</b>                                      |                        |                        |                        |                        |  |
| 9999  | \$ 89,593.34           | \$ -                   | \$ 81,850.18           | \$ 81,850.18           |  |
| <b>Total for</b>                                  | <b>\$ 89,593.34</b>    | <b>\$ -</b>            | <b>\$ 81,850.18</b>    | <b>\$ 81,850.18</b>    |  |
| <b>TOTAL REVENUES FOR THE COUNTY GENERAL FUND</b> |                        |                        |                        |                        |  |
| <b>Total Unrestricted Revenue</b>                 | <b>\$ 1,404,789.37</b> | <b>\$ 667,833.10</b>   | <b>\$ 1,442,965.48</b> | <b>\$ 775,132.38</b>   |  |
| 9014 Sales Tax Interest                           | \$ -                   | \$ -                   | \$ -                   | \$ -                   |  |
| 9216 OTC - Sales Tax                              | \$ -                   | \$ -                   | \$ -                   | \$ -                   |  |
| 9418 Miscellaneous Sale Tax Receipts              | \$ -                   | \$ -                   | \$ -                   | \$ -                   |  |
| Restricted - Sales Tax Interest                   | \$ -                   | \$ -                   | \$ -                   | \$ -                   |  |
| <b>Total Miscellaneous County General</b>         | <b>\$ 1,404,789.37</b> | <b>\$ 667,833.10</b>   | <b>\$ 1,442,965.48</b> | <b>\$ 775,132.38</b>   |  |
| <b>Ad Valorem Tax</b>                             | <b>\$ 5,892,390.98</b> | <b>\$ 6,099,352.85</b> | <b>\$ 6,422,391.25</b> | <b>\$ 323,038.40</b>   |  |
| <b>Grand Total of All Revenues</b>                | <b>\$ 7,297,180.35</b> | <b>\$ 6,767,185.95</b> | <b>\$ 7,865,356.73</b> | <b>\$ 1,098,170.78</b> |  |

COUNTY GENERAL COVERING THE PERIOD 7/1/2022 TO 6/30/2023  
ESTIMATE OF NEEDS FOR 2023-2024

EXHIBIT A

| Schedule 4: Revenue<br>SOURCE                     | Basis & Limit<br>of Ensuing<br>Estimate | 2023-2024 Account               |                             |
|---|---|---------------------------------|-----------------------------|
|   |   | Estimated by<br>Governing Board | Approved by<br>Excise Board |
| <b>Ad Valorem Taxes</b>                           |   |                                 |                             |
| 9001 Current Tax                                  | 108.50%                                 | \$ 6,716,017.05                 | \$ 6,716,017.05             |
| 9002 Prior Year                                   | 0.00%                                   | \$ -                            | \$ -                        |
| 9003 Back Year                                    |   |                                 |                             |
| <b>Ad Valorem Tax Total</b>                       |   | <b>\$ 6,716,017.05</b>          | <b>\$ 6,716,017.05</b>      |
| <b>9000, Interest, Mortgage Tax</b>               |   |                                 |                             |
| 9007 Interest Certificates of Deposits            | 0.00%                                   | \$ -                            | \$ -                        |
| 9011 Other Investments                            | 38.70%                                  | \$ 50,000.00                    | \$ 50,000.00                |
| <b>Total for Interest, Mortgage Tax</b>           |   | <b>\$ 50,000.00</b>             | <b>\$ 50,000.00</b>         |
| <b>9100, Local Revenues</b>                       |   |                                 |                             |
| 9104 Motor Vehicle Auto Stamps                    | 90.00%                                  | \$ 14,800.00                    | \$ 14,800.00                |
| 9106 County Clerk Fees                            | 90.00%                                  | \$ 319,934.10                   | \$ 319,934.10               |
| 9112 Farm Implements                              | 0.00%                                   | \$ -                            | \$ -                        |
| 9120 5-yr Manufacturing Exemption Reimbursement   | 0.00%                                   | \$ -                            | \$ -                        |
| 9127 Treasurer Fees                               | 0.00%                                   | \$ -                            | \$ -                        |
| 9129 Visual Inspection                            | 33.10%                                  | \$ 100,000.00                   | \$ 100,000.00               |
| 9130 Wildlife Fines                               | 0.00%                                   | \$ -                            | \$ -                        |
| 9131 Planning & Zoning Fees                       | 0.00%                                   | \$ -                            | \$ -                        |
| <b>Total for Local Revenues</b>                   |   | <b>\$ 434,734.10</b>            | <b>\$ 434,734.10</b>        |
| <b>9200, State Revenues</b>                       |   |                                 |                             |
| 9203 Election Board Secretary Reimbursements      | 83.61%                                  | \$ 53,049.38                    | \$ 53,049.38                |
| 9219 OTC - Tobacco                                | 88.54%                                  | \$ 54,000.00                    | \$ 54,000.00                |
| 9221 Payment In lieu of Taxes                     | 0.00%                                   | \$ -                            | \$ -                        |
| 9222 Public Service Administrative Fee            | 0.00%                                   | \$ -                            | \$ -                        |
| 9224 State Land Reimbursement                     | 0.00%                                   | \$ -                            | \$ -                        |
| 9235 OTC-Motor Vehicle COCG                       | 90.00%                                  | \$ 98,121.78                    | \$ 98,121.78                |
| <b>Total for State Revenues</b>                   |   | <b>\$ 205,171.16</b>            | <b>\$ 205,171.16</b>        |
| <b>9300, Federal Revenues</b>                     |   |                                 |                             |
| 9309 PILT - Forestry Reserve                      | 0.00%                                   | \$ -                            | \$ -                        |
| 9311 Flood Control                                | 0.00%                                   | \$ -                            | \$ -                        |
| <b>Total for Federal Revenues</b>                 |   | <b>\$ -</b>                     | <b>\$ -</b>                 |
| <b>9400, Miscellaneous Revenues</b>               |   |                                 |                             |
| 9410 Royalty                                      | 0.00%                                   | \$ -                            | \$ -                        |
| 9415 Miscellaneous                                | 0.00%                                   | \$ -                            | \$ -                        |
| <b>Total for Miscellaneous Revenues</b>           |   | <b>\$ -</b>                     | <b>\$ -</b>                 |
| <b>9900,</b>                                      |   |                                 |                             |
| 9999  | 0.00%                                   | \$ -                            | \$ -                        |
| <b>Total for</b>                                  |   | <b>\$ -</b>                     | <b>\$ -</b>                 |
| <b>TOTAL REVENUES FOR THE COUNTY GENERAL FUND</b> |   |                                 |                             |
| Total Unrestricted Revenue                        | 47.81%                                  | \$ 689,905.26                   | \$ 689,905.26               |
| 9014 Sales Tax Interest                           | 0.00%                                   | \$ -                            | \$ -                        |
| 9216 OTC - Sales Tax                              | 0.00%                                   | \$ -                            | \$ -                        |
| 9418 Miscellaneous Sale Tax Receipts              | 0.00%                                   | \$ -                            | \$ -                        |
| Restricted - Sales Tax Interest                   | 90.00%                                  | \$ -                            | \$ -                        |
| <b>Total Miscellaneous County General</b>         |   | <b>\$ 689,905.26</b>            | <b>\$ 689,905.26</b>        |
| Ad Valorem Tax                                    |   | \$ 6,716,017.05                 | \$ 6,716,017.05             |
| <b>Grand Total of All Revenues</b>                |   | <b>\$ 7,405,922.31</b>          | <b>\$ 7,405,922.31</b>      |
| Surplus Cash from Schedule 3                      |   | \$ 2,179,697.93                 | \$ 2,179,697.93             |
| <b>Total Budget for General Fund</b>              |   | <b>\$ 9,585,620.24</b>          | <b>\$ 9,585,620.24</b>      |

COUNTY GENERAL COVERING THE PERIOD 7/1/2022 TO 6/30/2023  
ESTIMATE OF NEEDS FOR 2023-2024

EXHIBIT A

| Schedule 5: County General Fund Balance Sheet of Current and All Prior Years |                 |                 |
|--|-----------------|-----------------|
| CURRENT AND ALL PRIOR YEARS  | 2022-23         | PRE-2022        |
| Cash Balance Reported to Excise Board June 30, 2022                          | \$ -            | \$ 2,303,306.70 |
| Opening Balance from Prior Year  | \$ 2,012,824.56 | \$ 2,012,824.56 |
| Cash Fund Balance Transferred Out  | \$ -            | \$ -            |
| Cash Fund Balance Transferred In   | \$ -            | \$ -            |
| Adjusted Cash Balance  | \$ 2,012,824.56 | \$ 290,482.14   |
| Ad Valorem Tax Apportioned   | \$ 6,422,391.25 | \$ -            |
| Miscellaneous Revenue (Schedule 4)   | \$ 1,442,965.48 | \$ -            |
| Cash Fund Balance Forward From Preceding Year                                | \$ 38,829.37    | \$ -            |
| Prior Expenditures Recovered   | \$ -            | \$ -            |
| <b>TOTAL RECEIPTS</b>  | \$ 7,904,186.10 | \$ -            |
| <b>TOTAL RECEIPTS AND BALANCE</b>  | \$ 9,917,010.66 | \$ 290,482.14   |
| Warrants of Year in Caption  | \$ 7,417,677.21 | \$ 251,652.77   |
| Interest Paid Thereon  | \$ -            | \$ -            |
| <b>TOTAL DISBURSEMENTS</b>   | \$ 7,417,677.21 | \$ 251,652.77   |
| <b>CASH BALANCE AND INVESTMENTS JUNE 30, 2023</b>                            | \$ 2,499,333.45 | \$ 38,829.37    |
| Reserve for Warrants Outstanding   | \$ 165,447.13   | \$ -            |
| Reserve for Interest on Warrants   | \$ -            | \$ -            |
| Reserves From Schedule 8   | \$ 154,188.39   | \$ -            |
| <b>TOTAL LIABILITES AND RESERVE</b>  | \$ 319,635.52   | \$ -            |
| DEFICIT:   | \$ -            | \$ -            |
| <b>CASH BALANCE FORWARD TO NEXT YEAR</b>                                     | \$ 2,179,697.93 | \$ 38,829.37    |

| Schedule 6: County General Fund Warrant Account of Current and All Prior Years |                 |               |                 |
|--|-----------------|---------------|-----------------|
| CURRENT AND ALL PRIOR YEARS  | 2022-23         | PRE-2022      | Total           |
| Warrants Outstanding June 30 of Year in Caption                                | \$ -            | \$ 112,774.57 | \$ 112,774.57   |
| Warrants Registered During Year  | \$ 7,583,124.34 | \$ 139,694.64 | \$ 7,722,818.98 |
| <b>TOTAL</b>   | \$ 7,583,124.34 | \$ 252,469.21 | \$ 7,835,593.55 |
| Warrants Paid During Year  | \$ 7,417,677.21 | \$ 251,652.77 | \$ 7,669,329.98 |
| Warrants Converted to Bonds or Judgements                                      | \$ -            | \$ -          | \$ -            |
| Warrants Cancelled   | \$ -            | \$ 816.44     | \$ 816.44       |
| Warrants Estopped by Statute   | \$ -            | \$ -          | \$ -            |
| <b>TOTAL WARRANTS RETIRED</b>  | \$ 7,417,677.21 | \$ 252,469.21 | \$ 7,670,146.42 |
| <b>TOTAL WARRANTS OUTSTANDING JUNE 30, 2023</b>                                | \$ 165,447.13   | \$ -          | \$ 165,447.13   |

| Schedule 7: 2022 Ad Valorem Tax Account         |                   |  |                 |
|---|-------------------|--|-----------------|
| 2022 Net Valuation Cert. To County Excise Board | \$ 653,926,719.00 | 10.260 Mills                           | Amount          |
| Total Proceeds of Levy as Certified             |                   |  | \$ 6,709,288.14 |
| Additions:                                      |                   |  | \$ -            |
| Deductions:                                     |                   |  | \$ -            |
| Gross Balance Tax                               |                   |  | \$ 6,709,288.14 |
| Less Reserve for Delinquent Tax                 |                   | Prior Year Percent for Delinquency 10% | \$ 609,935.29   |
| Reserve for Protest Pending                     |                   |  | \$ -            |
| Balance Available Tax                           |                   |  | \$ 6,099,352.85 |
| Deduct 2022 Tax Apportioned                     |                   |  | \$ 6,189,821.47 |
| Net Balance 2022 Tax in Process of Collection   |                   |  | \$ -            |
| Excess Collections                              |                   |  | \$ 90,468.62    |

| Schedule 9: County General Fund Summary of Expenses |                                 |                 |               |                                 |
|---|---------------------------------|-----------------|---------------|---------------------------------|
| Total for Expenses                                  | Net Appropriations July 1, 2023 | Warrants Issued | Reserves      | Approved by County Excise Board |
| 1100 Total Salaries                                 | \$ 4,225,338.13                 | \$ 4,025,646.25 | \$ 2,805.00   | \$ 4,383,169.82                 |
| 1200 Fringe Benefits                                | \$ 2,075,106.18                 | \$ 1,813,560.99 | \$ 735.45     | \$ 1,972,960.76                 |
| 1300 Travel Related                                 | \$ 46,329.85                    | \$ 36,584.43    | \$ 1,100.00   | \$ 78,700.00                    |
| 2000 Total Maintenance & Operations                 | \$ 2,023,394.81                 | \$ 1,384,874.94 | \$ 128,539.61 | \$ 2,235,288.66                 |
| 4100 Total Machinery & Equipment, Capital Outlay    | \$ 554,970.15                   | \$ 254,889.10   | \$ 17,675.00  | \$ 838,001.00                   |

COUNTY GENERAL COVERING THE PERIOD 7/1/2022 TO 6/30/2023  
ESTIMATE OF NEEDS FOR 2023-2024

EXHIBIT A

| Schedule 8: Report Of Prior Year's Expenditures    |                                  |                             |                                     |                            |
|--|----------------------------------|-----------------------------|-------------------------------------|----------------------------|
| DEPARTMENTS OF GOVERNMENT<br>APPROPRIATED ACCOUNTS | FISCAL YEAR ENDING JUNE 30, 2022 |                             |                                     | FY ENDING<br>JUNE, 30 2023 |
|  | Reserves<br>6-30-2022            | Warrants<br>Since<br>Issued | Balance<br>Lapsed<br>Appropriations | Original<br>Appropriations |
| <b>Dept: 0200, District Attorney - County</b>      |                                  |                             |                                     |                            |
| 1110 Full time salaries                            | \$ -                             | \$ -                        | \$ -                                | \$ 13,875.75               |
| 2060 Printing                                      | \$ 2,640.88                      | \$ 2,693.73                 | \$ (52.85)                          | \$ 32,650.00               |
| <b>Total for District Attorney - County</b>        | <b>\$ 2,640.88</b>               | <b>\$ 2,693.73</b>          | <b>\$ (52.85)</b>                   | <b>\$ 46,525.75</b>        |
| <b>Dept: 0400, Sheriff</b>                         |                                  |                             |                                     |                            |
| 1110 Full time salaries                            | \$ -                             | \$ -                        | \$ -                                | \$ 1,616,670.36            |
| 2005 Maintenance & Operation                       | \$ 14,690.80                     | \$ 13,082.51                | \$ 1,608.29                         | \$ 404,000.00              |
| 4110 Capital Outlay                                | \$ 37,161.18                     | \$ 36,241.18                | \$ 920.00                           | \$ 165,000.00              |
| <b>Total for Sheriff</b>                           | <b>\$ 51,851.98</b>              | <b>\$ 49,323.69</b>         | <b>\$ 2,528.29</b>                  | <b>\$ 2,185,670.36</b>     |
| <b>Dept: 0600, Treasurer</b>                       |                                  |                             |                                     |                            |
| 1110 Full time salaries                            | \$ -                             | \$ -                        | \$ -                                | \$ 306,727.51              |
| 1130 Part Time salaries                            | \$ -                             | \$ -                        | \$ -                                | \$ 33,000.00               |
| 1320 Statutory Travel                              | \$ -                             | \$ -                        | \$ -                                | \$ 6,000.00                |
| 2005 Maintenance & Operation                       | \$ 2,974.00                      | \$ 2,974.00                 | \$ -                                | \$ 3,000.00                |
| <b>Total for Treasurer</b>                         | <b>\$ 2,974.00</b>               | <b>\$ 2,974.00</b>          | <b>\$ -</b>                         | <b>\$ 348,727.51</b>       |
| <b>Dept: 0800, Commissioners</b>                   |                                  |                             |                                     |                            |
| 1110 Full time salaries                            | \$ -                             | \$ -                        | \$ -                                | \$ 115,043.42              |
| 1310 Travel  | \$ -                             | \$ -                        | \$ -                                | \$ 2,000.00                |
| 2005 Maintenance & Operation                       | \$ 513.55                        | \$ 113.55                   | \$ 400.00                           | \$ 10,400.00               |
| 4110 Capital Outlay                                | \$ -                             | \$ -                        | \$ -                                | \$ 2,000.00                |
| <b>Total for Commissioners</b>                     | <b>\$ 513.55</b>                 | <b>\$ 113.55</b>            | <b>\$ 400.00</b>                    | <b>\$ 129,443.42</b>       |
| <b>Dept: 0900, OSU Extension</b>                   |                                  |                             |                                     |                            |
| 1110 Full time salaries                            | \$ -                             | \$ -                        | \$ -                                | \$ 160,836.00              |
| 1310 Travel  | \$ 1,775.00                      | \$ 528.66                   | \$ 1,246.34                         | \$ 10,000.00               |
| 2005 Maintenance & Operation                       | \$ 3,500.89                      | \$ 2,491.21                 | \$ 1,009.68                         | \$ 27,028.00               |
| 4110 Capital Outlay                                | \$ -                             | \$ -                        | \$ -                                | \$ 1.00                    |
| <b>Total for OSU Extension</b>                     | <b>\$ 5,275.89</b>               | <b>\$ 3,019.87</b>          | <b>\$ 2,256.02</b>                  | <b>\$ 197,865.00</b>       |
| <b>Dept: 1000, County Clerk</b>                    |                                  |                             |                                     |                            |
| 1110 Full time salaries                            | \$ -                             | \$ -                        | \$ -                                | \$ 316,611.64              |
| 1130 Part Time salaries                            | \$ -                             | \$ -                        | \$ -                                | \$ -                       |
| 1320 Statutory Travel                              | \$ -                             | \$ -                        | \$ -                                | \$ 6,000.00                |
| 2005 Maintenance & Operation                       | \$ 899.66                        | \$ 227.47                   | \$ 672.19                           | \$ 26,932.80               |
| <b>Total for County Clerk</b>                      | <b>\$ 899.66</b>                 | <b>\$ 227.47</b>            | <b>\$ 672.19</b>                    | <b>\$ 349,544.44</b>       |
| <b>Dept: 1400, Court Clerk</b>                     |                                  |                             |                                     |                            |
| 1110 Full time salaries                            | \$ -                             | \$ -                        | \$ -                                | \$ 458,884.13              |
| 1320 Statutory Travel                              | \$ -                             | \$ -                        | \$ -                                | \$ 6,000.00                |
| <b>Total for Court Clerk</b>                       | <b>\$ -</b>                      | <b>\$ -</b>                 | <b>\$ -</b>                         | <b>\$ 464,884.13</b>       |
| <b>Dept: 1600, Assessor</b>                        |                                  |                             |                                     |                            |
| 1110 Full time salaries                            | \$ -                             | \$ -                        | \$ -                                | \$ 285,583.32              |
| 1320 Statutory Travel                              | \$ -                             | \$ -                        | \$ -                                | \$ 7,200.00                |
| 2005 Maintenance & Operation                       | \$ 1,953.26                      | \$ 1,482.28                 | \$ 470.98                           | \$ 32,200.00               |
| 4110 Capital Outlay                                | \$ -                             | \$ -                        | \$ -                                | \$ 40,000.00               |
| <b>Total for Assessor</b>                          | <b>\$ 1,953.26</b>               | <b>\$ 1,482.28</b>          | <b>\$ 470.98</b>                    | <b>\$ 364,983.32</b>       |
| <b>Dept: 1700, Visual Inspection</b>               |                                  |                             |                                     |                            |
| 1110 Full time salaries                            | \$ 450.00                        | \$ -                        | \$ 450.00                           | \$ 113,530.08              |
| 1130 Part Time salaries                            | \$ -                             | \$ -                        | \$ -                                | \$ -                       |
| 1210 FICA  | \$ -                             | \$ -                        | \$ -                                | \$ 29,218.00               |
| 1310 Travel  | \$ -                             | \$ -                        | \$ -                                | \$ -                       |
| 2005 Maintenance & Operation                       | \$ -                             | \$ -                        | \$ -                                | \$ 210,000.00              |
| 4110 Capital Outlay                                | \$ -                             | \$ -                        | \$ -                                | \$ 25,000.00               |
| <b>Total for Visual Inspection</b>                 | <b>\$ 450.00</b>                 | <b>\$ -</b>                 | <b>\$ 450.00</b>                    | <b>\$ 377,748.08</b>       |

COUNTY GENERAL COVERING THE PERIOD 7/1/2022 TO 6/30/2023  
ESTIMATE OF NEEDS FOR 2023-2024

EXHIBIT A

| Schedule 8: Report Of Prior Year's Expenditures |                              |                 |              |   |                                       |                                 |
|---|------------------------------|-----------------|--------------|---|---------------------------------------|---------------------------------|
| FISCAL YEAR ENDING JUNE 30, 2023                |                              |                 |              |   | FISCAL YEAR 2023-2024                 |                                 |
| Supplemental Adjustments                        | Net Amount of Appropriations | Warrants Issued | Reserves     | Lapsed Balance Known to be Unencumbered | Needs as Estimated by Governing Board | Approved by County Excise Board |
| <b>Dept: 0200, District Attorney - County</b>   |                              |                 |              |   |                                       |                                 |
| \$ -  | \$ 13,875.75                 | \$ 13,875.75    | \$ -         | \$ -                                    | \$ 13,875.75                          | \$ 13,875.75                    |
| \$ 134.34                                       | \$ 32,784.34                 | \$ 32,781.34    | \$ -         | \$ 3.00                                 | \$ 35,500.00                          | \$ 35,500.00                    |
| \$ 134.34                                       | \$ 46,660.09                 | \$ 46,657.09    | \$ -         | \$ 3.00                                 | \$ 49,375.75                          | \$ 49,375.75                    |
| <b>Dept: 0400, Sheriff</b>                      |                              |                 |              |   |                                       |                                 |
| \$ -  | \$ 1,616,670.36              | \$ 1,592,338.71 | \$ -         | \$ 24,331.65                            | \$ 1,692,498.36                       | \$ 1,692,498.36                 |
| \$ -  | \$ 404,000.00                | \$ 385,716.58   | \$ 16,723.88 | \$ 1,559.54                             | \$ 425,000.00                         | \$ 425,000.00                   |
| \$ 17,969.15                                    | \$ 182,969.15                | \$ 182,564.10   | \$ -         | \$ 405.05                               | \$ 305,000.00                         | \$ 293,500.00                   |
| \$ 17,969.15                                    | \$ 2,203,639.51              | \$ 2,160,619.39 | \$ 16,723.88 | \$ 26,296.24                            | \$ 2,422,498.36                       | \$ 2,410,998.36                 |
| <b>Dept: 0600, Treasurer</b>                    |                              |                 |              |   |                                       |                                 |
| \$ 33,000.00                                    | \$ 339,727.51                | \$ 314,289.99   | \$ -         | \$ 25,437.52                            | \$ 294,772.68                         | \$ 294,772.68                   |
| \$ (33,000.00)                                  | \$ -                         | \$ -            | \$ -         | \$ -                                    | \$ 33,000.00                          | \$ 33,000.00                    |
| \$ 300.00                                       | \$ 6,300.00                  | \$ 6,300.00     | \$ -         | \$ -                                    | \$ 9,600.00                           | \$ 9,600.00                     |
| \$ -  | \$ 3,000.00                  | \$ 2,109.28     | \$ -         | \$ 890.72                               | \$ 3,000.00                           | \$ 3,000.00                     |
| \$ 300.00                                       | \$ 349,027.51                | \$ 322,699.27   | \$ -         | \$ 26,328.24                            | \$ 340,372.68                         | \$ 340,372.68                   |
| <b>Dept: 0800, Commissioners</b>                |                              |                 |              |   |                                       |                                 |
| \$ (1,287.17)                                   | \$ 113,756.25                | \$ 113,756.25   | \$ -         | \$ -                                    | \$ 114,457.08                         | \$ 114,457.08                   |
| \$ -  | \$ 2,000.00                  | \$ 170.00       | \$ -         | \$ 1,830.00                             | \$ 2,000.00                           | \$ 2,000.00                     |
| \$ 1,287.17                                     | \$ 11,687.17                 | \$ 4,399.15     | \$ 3,792.59  | \$ 3,495.43                             | \$ 10,254.00                          | \$ 10,254.00                    |
| \$ -  | \$ 2,000.00                  | \$ -            | \$ -         | \$ 2,000.00                             | \$ 2,000.00                           | \$ 2,000.00                     |
| \$ -  | \$ 129,443.42                | \$ 118,325.40   | \$ 3,792.59  | \$ 7,325.43                             | \$ 128,711.08                         | \$ 128,711.08                   |
| <b>Dept: 0900, OSU Extension</b>                |                              |                 |              |   |                                       |                                 |
| \$ -  | \$ 160,836.00                | \$ 159,999.96   | \$ -         | \$ 836.04                               | \$ 160,836.00                         | \$ 160,836.00                   |
| \$ 2,490.00                                     | \$ 12,490.00                 | \$ 8,158.95     | \$ 1,100.00  | \$ 3,231.05                             | \$ 10,000.00                          | \$ 10,000.00                    |
| \$ -  | \$ 27,028.00                 | \$ 22,552.05    | \$ 1,951.25  | \$ 2,524.70                             | \$ 27,028.00                          | \$ 27,028.00                    |
| \$ -  | \$ 1.00                      | \$ -            | \$ -         | \$ 1.00                                 | \$ 1.00                               | \$ 1.00                         |
| \$ 2,490.00                                     | \$ 200,355.00                | \$ 190,710.96   | \$ 3,051.25  | \$ 6,592.79                             | \$ 197,865.00                         | \$ 197,865.00                   |
| <b>Dept: 1000, County Clerk</b>                 |                              |                 |              |   |                                       |                                 |
| \$ -  | \$ 316,611.64                | \$ 290,472.71   | \$ -         | \$ 26,138.93                            | \$ 329,317.60                         | \$ 329,317.60                   |
| \$ -  | \$ -                         | \$ -            | \$ -         | \$ -                                    | \$ -                                  | \$ -                            |
| \$ 300.00                                       | \$ 6,300.00                  | \$ 6,300.00     | \$ -         | \$ -                                    | \$ 9,600.00                           | \$ 9,600.00                     |
| \$ -  | \$ 26,932.80                 | \$ 16,352.00    | \$ 884.70    | \$ 9,696.10                             | \$ 20,000.00                          | \$ 20,000.00                    |
| \$ 300.00                                       | \$ 349,844.44                | \$ 313,124.71   | \$ 884.70    | \$ 35,835.03                            | \$ 358,917.60                         | \$ 358,917.60                   |
| <b>Dept: 1400, Court Clerk</b>                  |                              |                 |              |   |                                       |                                 |
| \$ -  | \$ 458,884.13                | \$ 448,052.06   | \$ -         | \$ 10,832.07                            | \$ 458,884.20                         | \$ 458,884.20                   |
| \$ 300.00                                       | \$ 6,300.00                  | \$ 6,300.00     | \$ -         | \$ -                                    | \$ 9,600.00                           | \$ 9,600.00                     |
| \$ 300.00                                       | \$ 465,184.13                | \$ 454,352.06   | \$ -         | \$ 10,832.07                            | \$ 468,484.20                         | \$ 468,484.20                   |
| <b>Dept: 1600, Assessor</b>                     |                              |                 |              |   |                                       |                                 |
| \$ (17,400.00)                                  | \$ 268,183.32                | \$ 264,175.00   | \$ -         | \$ 4,008.32                             | \$ 357,684.84                         | \$ 357,684.84                   |
| \$ 300.00                                       | \$ 7,500.00                  | \$ 7,500.00     | \$ -         | \$ -                                    | \$ 10,800.00                          | \$ 10,800.00                    |
| \$ 57,400.00                                    | \$ 89,600.00                 | \$ 74,365.93    | \$ 2,590.56  | \$ 12,643.51                            | \$ 45,000.00                          | \$ 45,000.00                    |
| \$ (40,000.00)                                  | \$ -                         | \$ -            | \$ -         | \$ -                                    | \$ 30,000.00                          | \$ 20,000.00                    |
| \$ 300.00                                       | \$ 365,283.32                | \$ 346,040.93   | \$ 2,590.56  | \$ 16,651.83                            | \$ 443,484.84                         | \$ 433,484.84                   |
| <b>Dept: 1700, Visual Inspection</b>            |                              |                 |              |   |                                       |                                 |
| \$ 15,719.71                                    | \$ 129,249.79                | \$ 129,249.79   | \$ -         | \$ 0.00                                 | \$ 95,016.00                          | \$ 128,046.00                   |
| \$ -  | \$ -                         | \$ -            | \$ -         | \$ -                                    | \$ -                                  | \$ -                            |
| \$ (12,057.22)                                  | \$ 17,160.78                 | \$ 5,109.19     | \$ -         | \$ 12,051.59                            | \$ 40,298.00                          | \$ 7,268.00                     |
| \$ -  | \$ -                         | \$ -            | \$ -         | \$ -                                    | \$ 20,000.00                          | \$ 20,000.00                    |
| \$ 21,337.51                                    | \$ 231,337.51                | \$ 229,592.00   | \$ -         | \$ 1,745.51                             | \$ 434,526.00                         | \$ 434,526.00                   |
| \$ (25,000.00)                                  | \$ -                         | \$ -            | \$ -         | \$ -                                    | \$ 43,200.00                          | \$ 40,000.00                    |
| \$ -  | \$ 377,748.08                | \$ 363,950.98   | \$ -         | \$ 13,797.10                            | \$ 633,040.00                         | \$ 629,840.00                   |

COUNTY GENERAL COVERING THE PERIOD 7/1/2022 TO 6/30/2023  
ESTIMATE OF NEDS FOR 2023-2024

## EXHIBIT A

| Schedule 8: Report Of Prior Year's Expenditures    |                                  |                             |                                     |                            |
|--|----------------------------------|-----------------------------|-------------------------------------|----------------------------|
| DEPARTMENTS OF GOVERNMENT<br>APPROPRIATED ACCOUNTS | FISCAL YEAR ENDING JUNE 30, 2022 |                             |                                     | FY ENDING<br>JUNE, 30 2023 |
|  | Reserves<br>6-30-2022            | Warrants<br>Since<br>Issued | Balance<br>Lapsed<br>Appropriations | Original<br>Appropriations |
| <b>Dept: 2000, General Government</b>              |                                  |                             |                                     |                            |
| 1110 Full time salaries                            | \$ -                             | \$ -                        | \$ -                                | \$ 142,979.99              |
| 1130 Part Time salaries                            | \$ -                             | \$ -                        | \$ -                                | \$ 1.00                    |
| 1210 FICA  | \$ -                             | \$ -                        | \$ -                                | \$ 271,096.58              |
| 1233 Unemployment Compensation                     | \$ -                             | \$ -                        | \$ -                                | \$ 617,156.66              |
| 1310 Travel  | \$ -                             | \$ -                        | \$ -                                | \$ 2,000.00                |
| 2005 Maintenance & Operation                       | \$ 67,718.28                     | \$ 46,627.83                | \$ 21,090.45                        | \$ 523,472.71              |
| 2010 Programs                                      | \$ -                             | \$ -                        | \$ -                                | \$ 2,400.00                |
| 2017 Detention                                     | \$ -                             | \$ -                        | \$ -                                | \$ 5,000.00                |
| 2040 Rentals & Leases                              | \$ -                             | \$ -                        | \$ -                                | \$ 30,000.00               |
| 4110 Capital Outlay                                | \$ -                             | \$ -                        | \$ -                                | \$ 300,000.00              |
| 6010 Cities and Towns                              | \$ 3,333.33                      | \$ 3,333.33                 | \$ -                                | \$ -                       |
| 6310 Other County Agencies                         | \$ -                             | \$ -                        | \$ -                                | \$ -                       |
| <b>Total for General Government</b>                | <b>\$ 71,051.61</b>              | <b>\$ 49,961.16</b>         | <b>\$ 21,090.45</b>                 | <b>\$ 1,894,106.94</b>     |
| <b>Dept: 2100, Excise Equalization</b>             |                                  |                             |                                     |                            |
| 1110 Full time salaries                            | \$ -                             | \$ -                        | \$ -                                | \$ 8,400.00                |
| 1310 Travel  | \$ -                             | \$ -                        | \$ -                                | \$ 1,500.00                |
| 2005 Maintenance & Operation                       | \$ 125.00                        | \$ -                        | \$ 125.00                           | \$ 450.00                  |
| <b>Total for Excise Equalization</b>               | <b>\$ 125.00</b>                 | <b>\$ -</b>                 | <b>\$ 125.00</b>                    | <b>\$ 10,350.00</b>        |
| <b>Dept: 2200, Election Board</b>                  |                                  |                             |                                     |                            |
| 1110 Full time salaries                            | \$ -                             | \$ -                        | \$ -                                | \$ 153,919.45              |
| 1130 Part Time salaries                            | \$ -                             | \$ -                        | \$ -                                | \$ 25,000.00               |
| 1310 Travel  | \$ -                             | \$ -                        | \$ -                                | \$ 2,500.00                |
| 2005 Maintenance & Operation                       | \$ 3,359.68                      | \$ 2,380.48                 | \$ 979.20                           | \$ 35,000.00               |
| <b>Total for Election Board</b>                    | <b>\$ 3,359.68</b>               | <b>\$ 2,380.48</b>          | <b>\$ 979.20</b>                    | <b>\$ 216,419.45</b>       |
| <b>Dept: 2300, Insurance-Benefits</b>              |                                  |                             |                                     |                            |
| 1222 Health Insurance                              | \$ 74.61                         | \$ -                        | \$ 74.61                            | \$ 977,835.54              |
| <b>Total for Insurance-Benefits</b>                | <b>\$ 74.61</b>                  | <b>\$ -</b>                 | <b>\$ 74.61</b>                     | <b>\$ 977,835.54</b>       |
| <b>Dept: 2400, County Purchasing</b>               |                                  |                             |                                     |                            |
| 1110 Full time salaries                            | \$ -                             | \$ -                        | \$ -                                | \$ 58,223.28               |
| 2005 Maintenance & Operation                       | \$ 144.16                        | \$ 16.97                    | \$ 127.19                           | \$ 15,003.63               |
| <b>Total for County Purchasing</b>                 | <b>\$ 144.16</b>                 | <b>\$ 16.97</b>             | <b>\$ 127.19</b>                    | <b>\$ 73,226.91</b>        |
| <b>Dept: 2700, Emergency Management</b>            |                                  |                             |                                     |                            |
| 1110 Full time salaries                            | \$ -                             | \$ -                        | \$ -                                | \$ 93,350.14               |
| 1130 Part Time salaries                            | \$ -                             | \$ -                        | \$ -                                | \$ -                       |
| 2005 Maintenance & Operation                       | \$ 4,327.66                      | \$ 3,910.92                 | \$ 416.74                           | \$ 50,000.00               |
| 4110 Capital Outlay                                | \$ -                             | \$ -                        | \$ -                                | \$ -                       |
| <b>Total for Emergency Management</b>              | <b>\$ 4,327.66</b>               | <b>\$ 3,910.92</b>          | <b>\$ 416.74</b>                    | <b>\$ 143,350.14</b>       |
| <b>Dept: 2800, Charity</b>                         |                                  |                             |                                     |                            |
| 1110 Full time salaries                            | \$ 2,075.00                      | \$ 1,050.00                 | \$ 1,025.00                         | \$ 15,000.00               |
| <b>Total for Charity</b>                           | <b>\$ 2,075.00</b>               | <b>\$ 1,050.00</b>          | <b>\$ 1,025.00</b>                  | <b>\$ 15,000.00</b>        |
| <b>Dept: 3200, Planning Commission</b>             |                                  |                             |                                     |                            |
| 1110 Full time salaries                            | \$ -                             | \$ -                        | \$ -                                | \$ 87,170.55               |
| 2005 Maintenance & Operation                       | \$ -                             | \$ -                        | \$ -                                | \$ 100,000.00              |
| <b>Total for Planning Commission</b>               | <b>\$ -</b>                      | <b>\$ -</b>                 | <b>\$ -</b>                         | <b>\$ 187,170.55</b>       |
| <b>Dept: 3300, Building Maintenance</b>            |                                  |                             |                                     |                            |
| 1110 Full time salaries                            | \$ -                             | \$ -                        | \$ -                                | \$ 77,048.53               |
| 1130 Part Time salaries                            | \$ -                             | \$ -                        | \$ -                                | \$ 5,000.00                |
| 2005 Maintenance & Operation                       | \$ 9,700.00                      | \$ 2,277.00                 | \$ 7,423.00                         | \$ 75,984.95               |
| 4110 Capital Outlay                                | \$ -                             | \$ -                        | \$ -                                | \$ 80,000.00               |
| <b>Total for Building Maintenance</b>              | <b>\$ 9,700.00</b>               | <b>\$ 2,277.00</b>          | <b>\$ 7,423.00</b>                  | <b>\$ 238,033.48</b>       |

COUNTY GENERAL COVERING THE PERIOD 7/1/2022 TO 6/30/2023  
ESTIMATE OF NEEDS FOR 2023-2024

EXHIBIT A

| Schedule 8: Report Of Prior Year's Expenditures |                              |                 |              |   |                                       |                                 |
|---|------------------------------|-----------------|--------------|---|---------------------------------------|---------------------------------|
| FISCAL YEAR ENDING JUNE 30, 2023                |                              |                 |              |   | FISCAL YEAR 2023-2024                 |                                 |
| Supplemental Adjustments                        | Net Amount of Appropriations | Warrants Issued | Reserves     | Lapsed Balance Known to be Unencumbered | Needs as Estimated by Governing Board | Approved by County Excise Board |
| <b>Dept: 2000, General Government</b>           |                              |                 |              |   |                                       |                                 |
| \$ (12,499.96)                                  | \$ 130,480.03                | \$ 70,000.00    | \$ -         | \$ 60,480.03                            | \$ 142,979.99                         | \$ 142,979.99                   |
| \$ -  | \$ 1.00                      | \$ -            | \$ -         | \$ 1.00                                 | \$ 1.00                               | \$ 1.00                         |
| \$ 7,500.00                                     | \$ 278,596.58                | \$ 272,682.34   | \$ -         | \$ 5,914.24                             | \$ 270,700.56                         | \$ 270,700.56                   |
| \$ 175,197.85                                   | \$ 792,354.51                | \$ 761,495.22   | \$ -         | \$ 30,859.29                            | \$ 717,156.66                         | \$ 717,156.66                   |
| \$ -  | \$ 2,000.00                  | \$ -            | \$ -         | \$ 2,000.00                             | \$ 2,000.00                           | \$ 2,000.00                     |
| \$ 27,106.45                                    | \$ 550,579.16                | \$ 366,319.74   | \$ 71,364.40 | \$ 112,895.02                           | \$ 535,789.75                         | \$ 535,789.75                   |
| \$ -  | \$ 2,400.00                  | \$ 2,400.00     | \$ -         | \$ -                                    | \$ 2,400.00                           | \$ 2,400.00                     |
| \$ -  | \$ 5,000.00                  | \$ -            | \$ -         | \$ 5,000.00                             | \$ 5,000.00                           | \$ 5,000.00                     |
| \$ -  | \$ 30,000.00                 | \$ 26,423.60    | \$ 3,316.62  | \$ 259.78                               | \$ 30,000.00                          | \$ 30,000.00                    |
| \$ (100,000.00)                                 | \$ 200,000.00                | \$ -            | \$ -         | \$ 200,000.00                           | \$ 300,000.00                         | \$ 300,000.00                   |
| \$ 39,999.96                                    | \$ 39,999.96                 | \$ 36,666.63    | \$ 3,333.33  | \$ -                                    | \$ 40,000.00                          | \$ 40,000.00                    |
| \$ 37,500.00                                    | \$ 37,500.00                 | \$ 30,902.00    | \$ -         | \$ 6,598.00                             | \$ 37,500.00                          | \$ 37,500.00                    |
| \$ 174,804.30                                   | \$ 2,068,911.24              | \$ 1,566,889.53 | \$ 78,014.35 | \$ 424,007.36                           | \$ 2,083,527.96                       | \$ 2,083,527.96                 |
| <b>Dept: 2100, Excise Equalization</b>          |                              |                 |              |   |                                       |                                 |
| \$ (39.85)                                      | \$ 8,360.15                  | \$ 5,900.00     | \$ -         | \$ 2,460.15                             | \$ 8,400.00                           | \$ 8,400.00                     |
| \$ 39.85  | \$ 1,539.85                  | \$ 1,539.85     | \$ -         | \$ -                                    | \$ 1,500.00                           | \$ 1,500.00                     |
| \$ -  | \$ 450.00                    | \$ -            | \$ -         | \$ 450.00                               | \$ 450.00                             | \$ 450.00                       |
| \$ -  | \$ 10,350.00                 | \$ 7,439.85     | \$ -         | \$ 2,910.15                             | \$ 10,350.00                          | \$ 10,350.00                    |
| <b>Dept: 2200, Election Board</b>               |                              |                 |              |   |                                       |                                 |
| \$ 1,227.51                                     | \$ 155,146.96                | \$ 148,032.47   | \$ -         | \$ 7,114.49                             | \$ 130,998.28                         | \$ 130,998.28                   |
| \$ 636.50                                       | \$ 25,636.50                 | \$ 13,363.93    | \$ -         | \$ 12,272.57                            | \$ 25,500.00                          | \$ 25,500.00                    |
| \$ (600.00)                                     | \$ 1,900.00                  | \$ 315.63       | \$ -         | \$ 1,584.37                             | \$ 3,600.00                           | \$ 3,600.00                     |
| \$ 2,330.00                                     | \$ 37,330.00                 | \$ 19,332.95    | \$ 15,661.13 | \$ 2,335.92                             | \$ 35,500.00                          | \$ 35,500.00                    |
| \$ 3,594.01                                     | \$ 220,013.46                | \$ 181,044.98   | \$ 15,661.13 | \$ 23,307.35                            | \$ 195,598.28                         | \$ 195,598.28                   |
| <b>Dept: 2300, Insurance-Benefits</b>           |                              |                 |              |   |                                       |                                 |
| \$ 9,158.77                                     | \$ 986,994.31                | \$ 774,274.24   | \$ 735.45    | \$ 211,984.62                           | \$ 977,835.54                         | \$ 977,835.54                   |
| \$ 9,158.77                                     | \$ 986,994.31                | \$ 774,274.24   | \$ 735.45    | \$ 211,984.62                           | \$ 977,835.54                         | \$ 977,835.54                   |
| <b>Dept: 2400, County Purchasing</b>            |                              |                 |              |   |                                       |                                 |
| \$ -  | \$ 58,223.28                 | \$ 58,223.28    | \$ -         | \$ -                                    | \$ 58,223.28                          | \$ 58,223.28                    |
| \$ -  | \$ 15,003.63                 | \$ 7,929.23     | \$ 325.30    | \$ 6,749.10                             | \$ 10,003.60                          | \$ 10,003.60                    |
| \$ -  | \$ 73,226.91                 | \$ 66,152.51    | \$ 325.30    | \$ 6,749.10                             | \$ 68,226.88                          | \$ 68,226.88                    |
| <b>Dept: 2700, Emergency Management</b>         |                              |                 |              |   |                                       |                                 |
| \$ 1,046.89                                     | \$ 94,397.03                 | \$ 94,397.03    | \$ -         | \$ -                                    | \$ 95,904.48                          | \$ 95,904.48                    |
| \$ -  | \$ -                         | \$ -            | \$ -         | \$ -                                    | \$ -                                  | \$ -                            |
| \$ 11,453.11                                    | \$ 61,453.11                 | \$ 56,679.19    | \$ 1,973.70  | \$ 2,800.22                             | \$ 49,583.60                          | \$ 49,583.60                    |
| \$ -  | \$ -                         | \$ -            | \$ -         | \$ -                                    | \$ 12,500.00                          | \$ 12,500.00                    |
| \$ 12,500.00                                    | \$ 155,850.14                | \$ 151,076.22   | \$ 1,973.70  | \$ 2,800.22                             | \$ 157,988.08                         | \$ 157,988.08                   |
| <b>Dept: 2800, Charity</b>                      |                              |                 |              |   |                                       |                                 |
| \$ -  | \$ 15,000.00                 | \$ 6,855.36     | \$ 2,625.00  | \$ 5,519.64                             | \$ 15,000.00                          | \$ 15,000.00                    |
| \$ -  | \$ 15,000.00                 | \$ 6,855.36     | \$ 2,625.00  | \$ 5,519.64                             | \$ 15,000.00                          | \$ 15,000.00                    |
| <b>Dept: 3200, Planning Commission</b>          |                              |                 |              |   |                                       |                                 |
| \$ 15,304.55                                    | \$ 102,475.10                | \$ 90,201.53    | \$ -         | \$ 12,273.57                            | \$ 92,357.04                          | \$ 92,357.04                    |
| \$ (15,304.55)                                  | \$ 84,695.45                 | \$ -            | \$ -         | \$ 84,695.45                            | \$ 90,000.00                          | \$ 90,000.00                    |
| \$ -  | \$ 187,170.55                | \$ 90,201.53    | \$ -         | \$ 96,969.02                            | \$ 182,357.04                         | \$ 182,357.04                   |
| <b>Dept: 3300, Building Maintenance</b>         |                              |                 |              |   |                                       |                                 |
| \$ (1,953.07)                                   | \$ 75,095.46                 | \$ 75,095.46    | \$ -         | \$ (0.00)                               | \$ 78,146.40                          | \$ 78,146.40                    |
| \$ -  | \$ 5,000.00                  | \$ -            | \$ -         | \$ 5,000.00                             | \$ 5,000.00                           | \$ 5,000.00                     |
| \$ 2,731.07                                     | \$ 78,716.02                 | \$ 27,166.69    | \$ 5,488.60  | \$ 46,060.73                            | \$ 75,000.00                          | \$ 75,000.00                    |
| \$ -  | \$ 80,000.00                 | \$ -            | \$ -         | \$ 80,000.00                            | \$ 80,000.00                          | \$ 80,000.00                    |
| \$ 778.00                                       | \$ 238,811.48                | \$ 102,262.15   | \$ 5,488.60  | \$ 131,060.73                           | \$ 238,146.40                         | \$ 238,146.40                   |

COUNTY GENERAL COVERING THE PERIOD 7/1/2022 TO 6/30/2023  
ESTIMATE OF NEEDS FOR 2023-2024

EXHIBIT A

| Schedule 8: Report Of Prior Year's Expenditures                |                                  |                             |                                     |                            |
|--|----------------------------------|-----------------------------|-------------------------------------|----------------------------|
| DEPARTMENTS OF GOVERNMENT<br>APPROPRIATED ACCOUNTS             | FISCAL YEAR ENDING JUNE 30, 2022 |                             |                                     | FY ENDING<br>JUNE, 30 2023 |
|  | Reserves<br>6-30-2022            | Warrants<br>Since<br>Issued | Balance<br>Lapsed<br>Appropriations | Original<br>Appropriations |
| <b>Dept: 4000, Highway Budget</b>                              |                                  |                             |                                     |                            |
| 2005 Maintenance & Operation                                   | \$ -                             | \$ -                        | \$ -                                | \$ 50,000.00               |
| <b>Total for Highway Budget</b>                                | \$ -                             | \$ -                        | \$ -                                | \$ 50,000.00               |
| <b>Dept: 4500, County Audit Budget</b>                         |                                  |                             |                                     |                            |
| 2020 Professional Services                                     | \$ -                             | \$ -                        | \$ -                                | \$ 176,977.62              |
| <b>Total for County Audit Budget</b>                           | \$ -                             | \$ -                        | \$ -                                | \$ 176,977.62              |
| <b>Dept: 4700, Free Fair Budget</b>                            |                                  |                             |                                     |                            |
| 1110 Full time salaries  | \$ -                             | \$ -                        | \$ -                                | \$ 134,227.87              |
| 1130 Part Time salaries  | \$ -                             | \$ -                        | \$ -                                | \$ 3,500.00                |
| 2005 Maintenance & Operation                                   | \$ 4,436.82                      | \$ 4,434.71                 | \$ 2.11                             | \$ 76,333.00               |
| 2015 Premiums & Awards   | \$ -                             | \$ -                        | \$ -                                | \$ 28,087.00               |
| 4110 Capital Outlay  | \$ 15,853.81                     | \$ 15,828.81                | \$ 25.00                            | \$ 90,000.00               |
| <b>Total for Free Fair Budget</b>                              | \$ 20,290.63                     | \$ 20,263.52                | \$ 27.11                            | \$ 332,147.87              |
| <b>COUNTY GENERAL FUND ACCOUNT</b>                             |                                  |                             |                                     |                            |
| <b>Sub-Total of Expenditures</b>                               | \$ 177,707.57                    | \$ 139,694.64               | \$ 38,012.93                        | \$ 8,780,010.51            |
| <b>SUBJECT TO WARRANT ISSUE</b>                                |                                  |                             |                                     |                            |
| Total Provision for Interest on Warrants                       | \$ -                             | \$ -                        | \$ -                                | \$ -                       |
| <b>TOTAL UNRESTRICTED EXPENSES FOR THE COUNTY GENERAL FUND</b> |                                  |                             |                                     |                            |
|  | \$ 177,707.57                    | \$ 139,694.64               | \$ 38,012.93                        | \$ 8,780,010.51            |



COUNTY GENERAL COVERING THE PERIOD 7/1/2022 TO 6/30/2023  
ESTIMATE OF NEEDS FOR 2023-2024

EXHIBIT A

| Schedule 8: Report Of Prior Year's Expenditures                |                              |                 |               |   | FISCAL YEAR 2023-2024                 |                                 |
|--|------------------------------|-----------------|---------------|---|---------------------------------------|---------------------------------|
| FISCAL YEAR ENDING JUNE 30, 2023                               |                              |                 |               |   |                                       |                                 |
| Supplemental Adjustments                                       | Net Amount of Appropriations | Warrants Issued | Reserves      | Lapsed Balance Known to be Unencumbered | Needs as Estimated by Governing Board | Approved by County Excise Board |
| <b>Dept: 4000, Highway Budget</b>                              |                              |                 |               |   |                                       |                                 |
| \$ -   | \$ 50,000.00                 | \$ -            | \$ -          | \$ 50,000.00                            | \$ 50,000.00                          | \$ 50,131.65                    |
| \$ -   | \$ 50,000.00                 | \$ -            | \$ -          | \$ 50,000.00                            | \$ 50,000.00                          | \$ 50,131.65                    |
| <b>Dept: 4500, County Audit Budget</b>                         |                              |                 |               |   |                                       |                                 |
| \$ -   | \$ 176,977.62                | \$ 10,825.64    | \$ -          | \$ 166,151.98                           | \$ 238,156.06                         | \$ 238,156.06                   |
| \$ -   | \$ 176,977.62                | \$ 10,825.64    | \$ -          | \$ 166,151.98                           | \$ 238,156.06                         | \$ 238,156.06                   |
| <b>Dept: 4700, Free Fair Budget</b>                            |                              |                 |               |   |                                       |                                 |
| \$ (1,303.15)  | \$ 132,924.72                | \$ 132,924.72   | \$ -          | \$ -                                    | \$ 141,786.84                         | \$ 141,786.84                   |
| \$ 1,303.15  | \$ 4,803.15                  | \$ 4,442.25     | \$ 180.00     | \$ 180.90                               | \$ 5,500.00                           | \$ 5,500.00                     |
| \$ -   | \$ 76,333.00                 | \$ 71,842.57    | \$ 4,466.88   | \$ 23.55                                | \$ 83,966.00                          | \$ 83,966.00                    |
| \$ -   | \$ 28,087.00                 | \$ 28,087.00    | \$ -          | \$ -                                    | \$ 29,000.00                          | \$ 29,000.00                    |
| \$ -   | \$ 90,000.00                 | \$ 72,325.00    | \$ 17,675.00  | \$ -                                    | \$ 90,000.00                          | \$ 90,000.00                    |
| \$ -   | \$ 332,147.87                | \$ 309,621.54   | \$ 22,321.88  | \$ 204.45                               | \$ 350,252.84                         | \$ 350,252.84                   |
| <b>COUNTY GENERAL FUND ACCOUNT</b>                             |                              |                 |               |   |                                       |                                 |
| \$ 222,628.57  | \$ 9,002,639.08              | \$ 7,583,124.34 | \$ 154,188.39 | \$ 1,265,326.35                         | \$ 9,610,188.59                       | \$ 9,585,620.24                 |
| <b>SUBJECT TO WARRANT ISSUE</b>                                |                              |                 |               |   |                                       |                                 |
| \$ -   | \$ -                         | \$ -            | \$ -          | \$ -                                    | \$ -                                  | \$ -                            |
| <b>TOTAL UNRESTRICTED EXPENSES FOR THE COUNTY GENERAL FUND</b> |                              |                 |               |   |                                       |                                 |
| \$ 222,628.57  | \$ 9,002,639.08              | \$ 7,583,124.34 | \$ 154,188.39 | \$ 1,265,326.35                         | \$ 9,610,188.59                       | \$ 9,585,620.24                 |

| ESTIMATE OF NEEDS FOR THE 2023-2024 FISCAL YEAR                                 | Estimate of Needs by Governing Board | Approved by County Excise Board |
|---|--------------------------------------|---------------------------------|
| <b>PURPOSE:</b>   |                                      |                                 |
| Total of Unrestricted Expenses for the County General, Schedule 8               | \$ 9,610,188.59                      | \$ 9,585,620.24                 |
| Total of Restricted Sales Tax Expenses for the County General, Schedule 8A      | \$ -                                 | \$ -                            |
| Pro rata share of County Assessor's Budget as determined by County Excise Board | \$ -                                 | \$ -                            |
| <b>GRAND TOTAL - County General Fund</b>  | <b>\$ 9,610,188.59</b>               | <b>\$ 9,585,620.24</b>          |

COUNTY HIGHWAY UNRESTRICTED COVERING THE PERIOD 7/1/2022 TO 6/30/2023  
ESTIMATE OF NEEDS FOR 2023-2024

EXHIBIT D

| Schedule 1, Current Balance Sheet - June 30, 2023        |  | Amount                 |
|--|--|------------------------|
| <b>ASSETS:</b>   |  |                        |
| Cash Balance June 30, 2023                               |  | \$ 2,345,719.32        |
| Investments  |  | \$ -                   |
| <b>TOTAL ASSETS</b>                                      |  | <b>\$ 2,345,719.32</b> |
| <b>LIABILITIES AND RESERVES:</b>                         |  |                        |
| Warrants Outstanding                                     |  | \$ 117,763.57          |
| Reserve for Interest on Warrants                         |  | \$ -                   |
| Reserves From Schedule 8                                 |  | \$ 339,016.72          |
| <b>TOTAL LIABILITIES AND RESERVES</b>                    |  | <b>\$ 456,780.29</b>   |
| CASH FUND BALANCE JUNE 30, 2023                          |  | \$ 1,888,939.03        |
| <b>TOTAL LIABILITIES, RESERVES AND CASH FUND BALANCE</b> |  | <b>\$ 2,345,719.32</b> |

| Schedule 2, Revenue and Requirements for 2022-2023        |                 |                        |
|---|-----------------|------------------------|
|   | Detail          | Total                  |
| <b>REVENUE:</b>   |                 |                        |
| Adjusted Cash Balance June 30, 2022                       | \$ 2,873,498.35 |                        |
| Cash Fund Balance Transferred From Prior Years            | \$ 55,220.95    |                        |
| Miscellaneous Revenue Apportioned                         | \$ 5,151,381.33 |                        |
| <b>TOTAL REVENUE</b>                                      |                 | <b>\$ 8,080,100.63</b> |
| <b>REQUIREMENTS:</b>                                      |                 |                        |
| Claims Paid by Warrants Issued                            | \$ 5,852,264.88 |                        |
| Reserves From Schedule 8                                  | \$ 339,016.72   |                        |
| Interest Paid on Warrants                                 | \$ -            |                        |
| Reserve for Interest on Warrants                          | \$ -            |                        |
| <b>TOTAL REQUIREMENTS</b>                                 |                 | <b>\$ 6,191,281.60</b> |
| ADD: CASH FUND BALANCE AS PER BALANCE SHEET JUNE 30, 2023 |                 | \$ 1,888,939.03        |
| <b>TOTAL REQUIREMENTS AND CASH FUND BALANCE</b>           |                 | <b>\$ 8,080,220.63</b> |

COUNTY HIGHWAY UNRESTRICTED COVERING THE PERIOD 7/1/2022 TO 6/30/2023  
ESTIMATE OF NEEDS FOR 2023-2024

## EXHIBIT D

| Schedule 4: Revenue  | 2021-2022 Account  |                  | 2022-2023 Account  |                 |  |
|--|--------------------|------------------|--------------------|-----------------|--|
| SOURCE   | Actually Collected | Amount Estimated | Actually Collected | Over (Under)    |  |
| <b>9100, Local Revenues</b>                                    |                    |                  |                    |                 |  |
| 9118 Litter Fines  | \$ -               | \$ -             | \$ -               | \$ -            |  |
| <b>Total for Local Revenues</b>                                | \$ -               | \$ -             | \$ -               | \$ -            |  |
| <b>9200, State Revenues</b>                                    |                    |                  |                    |                 |  |
| 9210 OTC - Diesel  | \$ 577,282.89      | \$ -             | \$ 557,515.48      | \$ 557,515.48   |  |
| 9211 OTC - Forfeiture  | \$ 990.05          | \$ -             | \$ 905.06          | \$ 905.06       |  |
| 9212 OTC - Gasoline tax  | \$ 1,440,589.26    | \$ -             | \$ 1,434,027.28    | \$ 1,434,027.28 |  |
| 9213 OTC - Gross Production                                    | \$ 627,900.22      | \$ -             | \$ 838,794.11      | \$ 838,794.11   |  |
| 9217 OTC-Motor Vehicle-COR                                     | \$ 840,298.96      | \$ -             | \$ 779,246.73      | \$ 779,246.73   |  |
| 9218 OTC - Special   | \$ 215.02          | \$ -             | \$ 274.06          | \$ 274.06       |  |
| 9232 OTC-Motor Vehicle CRIR                                    | \$ 445,081.27      | \$ -             | \$ 415,353.17      | \$ 415,353.17   |  |
| 9233 OTC-Motor Vehicle CRF                                     | \$ 300,604.19      | \$ -             | \$ 278,763.68      | \$ 278,763.68   |  |
| 9241 OTC- Motor Vehicle CIRB                                   | \$ 559,409.77      | \$ -             | \$ 627,085.04      | \$ 627,085.04   |  |
| <b>Total for State Revenues</b>                                | \$ 4,792,371.63    | \$ -             | \$ 4,931,964.61    | \$ 4,931,964.61 |  |
| <b>9300, Federal Revenues</b>                                  |                    |                  |                    |                 |  |
| 9305 Federal Emergency Management Assistance                   | \$ -               | \$ -             | \$ -               | \$ -            |  |
| <b>Total for Federal Revenues</b>                              | \$ -               | \$ -             | \$ -               | \$ -            |  |
| <b>9400, Miscellaneous Revenues</b>                            |                    |                  |                    |                 |  |
| 9415 Miscellaneous   | \$ 475,293.97      | \$ -             | \$ 219,416.72      | \$ 219,416.72   |  |
| <b>Total for Miscellaneous Revenues</b>                        | \$ 475,293.97      | \$ -             | \$ 219,416.72      | \$ 219,416.72   |  |
| <b>TOTAL REVENUES FOR THE COUNTY HIGHWAY UNRESTRICTED FUND</b> |                    |                  |                    |                 |  |
| <b>Total Unrestricted Revenue</b>                              | \$ 5,267,665.60    | \$ -             | \$ 5,151,381.33    | \$ 5,151,381.33 |  |
| 9014 Sales Tax Interest  | \$ -               | \$ -             | \$ -               | \$ -            |  |
| 9216 OTC - Sales Tax   | \$ -               | \$ -             | \$ -               | \$ -            |  |
| 9418 Miscellaneous Sale Tax Receipts                           | \$ -               | \$ -             | \$ -               | \$ -            |  |
| Restricted - Sales Tax Interest                                | \$ -               | \$ -             | \$ -               | \$ -            |  |
| <b>Total Miscellaneous County Highway Unrestricted</b>         | \$ 5,267,665.60    | \$ -             | \$ 5,151,381.33    | \$ 5,151,381.33 |  |
| <b>Grand Total of All Revenues</b>                             | \$ 5,267,665.60    | \$ -             | \$ 5,151,381.33    | \$ 5,151,381.33 |  |

COUNTY HIGHWAY UNRESTRICTED COVERING THE PERIOD 7/1/2022 TO 6/30/2023  
ESTIMATE OF NEEDS FOR 2023-2024

EXHIBIT D

| Schedule 4: Revenue  | Basis & Limit<br>of Ensuing<br>Estimate | 2023-2024 Account               |                             |
|--|---|---------------------------------|-----------------------------|
| SOURCE   |   | Estimated by<br>Governing Board | Approved by<br>Excise Board |
| <b>9100, Local Revenues</b>                                    |   |                                 |                             |
| 9118 Litter Fines  | 0.00%                                   | \$ -                            | \$ -                        |
| <b>Total for Local Revenues</b>                                |   | <b>\$ -</b>                     | <b>\$ -</b>                 |
| <b>9200, State Revenues</b>                                    |   |                                 |                             |
| 9210 OTC - Diesel  | 0.00%                                   | \$ -                            | \$ -                        |
| 9211 OTC - Forfeiture  | 0.00%                                   | \$ -                            | \$ -                        |
| 9212 OTC - Gasoline tax  | 0.00%                                   | \$ -                            | \$ -                        |
| 9213 OTC - Gross Production                                    | 0.00%                                   | \$ -                            | \$ -                        |
| 9217 OTC-Motor Vehicle-COR                                     | 0.00%                                   | \$ -                            | \$ -                        |
| 9218 OTC - Special   | 0.00%                                   | \$ -                            | \$ -                        |
| 9232 OTC-Motor Vehicle CRIR                                    | 0.00%                                   | \$ -                            | \$ -                        |
| 9233 OTC-Motor Vehicle CRF                                     | 0.00%                                   | \$ -                            | \$ -                        |
| 9241 OTC- Motor Vehicle CIRB                                   | 0.00%                                   | \$ -                            | \$ -                        |
| <b>Total for State Revenues</b>                                |   | <b>\$ -</b>                     | <b>\$ -</b>                 |
| <b>9300, Federal Revenues</b>                                  |   |                                 |                             |
| 9305 Federal Emergency Management Assistance                   | 0.00%                                   | \$ -                            | \$ -                        |
| <b>Total for Federal Revenues</b>                              |   | <b>\$ -</b>                     | <b>\$ -</b>                 |
| <b>9400, Miscellaneous Revenues</b>                            |   |                                 |                             |
| 9415 Miscellaneous   | 0.00%                                   | \$ -                            | \$ -                        |
| <b>Total for Miscellaneous Revenues</b>                        |   | <b>\$ -</b>                     | <b>\$ -</b>                 |
| <b>TOTAL REVENUES FOR THE COUNTY HIGHWAY UNRESTRICTED FUND</b> |   |                                 |                             |
| Total Unrestricted Revenue                                     | 0.00%                                   | \$ -                            | \$ -                        |
| 9014 Sales Tax Interest  | 0.00%                                   | \$ -                            | \$ -                        |
| 9216 OTC - Sales Tax   | 0.00%                                   | \$ -                            | \$ -                        |
| 9418 Miscellaneous Sale Tax Receipts                           | 0.00%                                   | \$ -                            | \$ -                        |
| Restricted - Sales Tax Interest                                | 0.00%                                   | \$ -                            | \$ -                        |
| <b>Total Miscellaneous County Highway Unrestricted</b>         |   | <b>\$ -</b>                     | <b>\$ -</b>                 |
| <b>Grand Total of All Revenues</b>                             |   | <b>\$ -</b>                     | <b>\$ -</b>                 |

COUNTY HIGHWAY UNRESTRICTED COVERING THE PERIOD 7/1/2022 TO 6/30/2023  
ESTIMATE OF NEEDS FOR 2023-2024

EXHIBIT D

| Schedule 5: County Highway Unrestricted Fund Balance Sheet of Current and All Prior Years |                        |                      |
|---|------------------------|----------------------|
| CURRENT AND ALL PRIOR YEARS   | 2022-23                | PRE-2022             |
| Cash Balance Reported to Excise Board June 30, 2022                                       | \$ -                   | \$ 3,174,622.48      |
| Opening Balance from Prior Year   | \$ 2,873,498.35        | \$ 2,873,498.35      |
| Cash Fund Balance Transferred Out   | \$ -                   | \$ -                 |
| Cash Fund Balance Transferred In  | \$ -                   | \$ -                 |
| Adjusted Cash Balance   | \$ 2,873,498.35        | \$ 301,124.13        |
| Sources of Revenue  |                        |                      |
| 9100 Local Revenues   | \$ -                   | \$ -                 |
| 9200 State Revenues   | \$ 4,931,964.61        | \$ -                 |
| 9300 Federal Revenues   | \$ -                   | \$ -                 |
| 9400 Miscellaneous Revenues   | \$ 219,416.72          | \$ -                 |
| 9500 Special Assessments  | \$ -                   | \$ -                 |
| All Other Revenues (Schedule 4)   | \$ -                   | \$ -                 |
| Cash Fund Balance Forward From Preceding Year   | \$ 55,220.95           | \$ -                 |
| Prior Expenditures Recovered  | \$ 120.00              | \$ -                 |
| <b>TOTAL RECEIPTS</b>   | <b>\$ 5,206,722.28</b> | <b>\$ -</b>          |
| <b>TOTAL RECEIPTS AND BALANCE</b>   | <b>\$ 8,080,220.63</b> | <b>\$ 301,124.13</b> |
| Warrants of Year in Caption   | \$ 5,734,501.31        | \$ 245,903.18        |
| Interest Paid Thereon   | \$ -                   | \$ -                 |
| <b>TOTAL DISBURSEMENTS</b>  | <b>\$ 5,734,501.31</b> | <b>\$ 245,903.18</b> |
| <b>CASH BALANCE AND INVESTMENTS JUNE 30, 2023</b>   | <b>\$ 2,345,719.32</b> | <b>\$ 55,220.95</b>  |
| Reserve for Warrants Outstanding  | \$ 117,763.57          | \$ -                 |
| Reserve for Interest on Warrants  | \$ -                   | \$ -                 |
| Reserves From Schedule 8  | \$ 339,016.72          | \$ -                 |
| <b>TOTAL LIABILITES AND RESERVE</b>   | <b>\$ 456,780.29</b>   | <b>\$ -</b>          |
| DEFICIT:  | \$ -                   | \$ -                 |
| <b>CASH BALANCE FORWARD TO NEXT YEAR</b>  | <b>\$ 1,888,939.03</b> | <b>\$ 55,220.95</b>  |

| Schedule 6: County Highway Unrestricted Fund Warrant Account of Current and All Prior Years |                        |                      |                        |
|---|------------------------|----------------------|------------------------|
| CURRENT AND ALL PRIOR YEARS   | 2022-23                | PRE-2022             | Total                  |
| Warrants Outstanding June 30 of Year in Caption   | \$ -                   | \$ 89,516.38         | \$ 89,516.38           |
| Warrants Registered During Year   | \$ 5,852,264.88        | \$ 156,506.80        | \$ 6,008,771.68        |
| <b>TOTAL</b>  | <b>\$ 5,852,264.88</b> | <b>\$ 246,023.18</b> | <b>\$ 6,098,288.06</b> |
| Warrants Paid During Year   | \$ 5,734,501.31        | \$ 245,903.18        | \$ 5,980,404.49        |
| Warrants Converted to Bonds or Judgements   | \$ -                   | \$ -                 | \$ -                   |
| Warrants Cancelled  | \$ -                   | \$ -                 | \$ -                   |
| Warrants Estopped by Statute  | \$ -                   | \$ 120.00            | \$ 120.00              |
| <b>TOTAL WARRANTS RETIRED</b>   | <b>\$ 5,734,501.31</b> | <b>\$ 246,023.18</b> | <b>\$ 5,980,524.49</b> |
| <b>TOTAL WARRANTS OUTSTANDING JUNE 30, 2023</b>   | <b>\$ 117,763.57</b>   | <b>\$ -</b>          | <b>\$ 117,763.57</b>   |

| Schedule 9: County Highway Unrestricted Fund Summary of Expenses |                                    |                    |               |                                    |
|--|------------------------------------|--------------------|---------------|------------------------------------|
| Total for Expenses   | Net Appropriations<br>July 1, 2023 | Warrants<br>Issued | Reserves      | Approved by<br>County Excise Board |
| 1100 Total Salaries  | \$ 3,314,020.83                    | \$ 3,030,023.31    | \$ -          | \$ (0.00)                          |
| 1200 Fringe Benefits   | \$ -                               | \$ -               | \$ -          | \$ -                               |
| 1300 Travel Related  | \$ 35,405.18                       | \$ 28,713.94       | \$ 121.18     | \$ -                               |
| 2000 Total Maintenance & Operations                              | \$ 3,622,839.54                    | \$ 2,106,118.20    | \$ 175,283.65 | \$ 0.00                            |
| 4100 Total Machinery & Equipment, Capital Outlay                 | \$ 1,104,225.21                    | \$ 687,409.43      | \$ 163,611.89 | \$ 0.00                            |

COUNTY HIGHWAY UNRESTRICTED COVERING THE PERIOD 7/1/2022 TO 6/30/2023  
ESTIMATE OF NEEDS FOR 2023-2024

## EXHIBIT D

| Schedule 8: Report Of Prior Year's Expenditures                             |                                  |                             |                                     |                            |
|---|----------------------------------|-----------------------------|-------------------------------------|----------------------------|
| DEPARTMENTS OF GOVERNMENT<br>APPROPRIATED ACCOUNTS                          | FISCAL YEAR ENDING JUNE 30, 2022 |                             |                                     | FY ENDING<br>JUNE, 30 2023 |
|   | Reserves<br>6-30-2022            | Warrants<br>Since<br>Issued | Balance<br>Lapsed<br>Appropriations | Original<br>Appropriations |
| <b>Dept: 0800, Commissioners</b>  |                                  |                             |                                     |                            |
| 2079 CED Small Projects   | \$ 1,000.00                      | \$ -                        | \$ 1,000.00                         | \$ -                       |
| <b>Total for Commissioners</b>  | \$ 1,000.00                      | \$ -                        | \$ 1,000.00                         | \$ -                       |
| <b>Dept: 4000, Highway Budget</b>   |                                  |                             |                                     |                            |
| 1110 Full time salaries   | \$ -                             | \$ -                        | \$ -                                | \$ -                       |
| 2005 Maintenance & Operation  | \$ 2,183.73                      | \$ 1,197.49                 | \$ 986.24                           | \$ -                       |
| <b>Total for Highway Budget</b>   | \$ 2,183.73                      | \$ 1,197.49                 | \$ 986.24                           | \$ -                       |
| <b>Dept: 4100, Highway District 1</b>                                       |                                  |                             |                                     |                            |
| 1110 Full time salaries   | \$ -                             | \$ -                        | \$ -                                | \$ -                       |
| 1320 Statutory Travel   | \$ -                             | \$ -                        | \$ -                                | \$ -                       |
| 2005 Maintenance & Operation  | \$ 22,912.31                     | \$ 2,928.96                 | \$ 19,983.35                        | \$ -                       |
| 4110 Capital Outlay   | \$ -                             | \$ -                        | \$ -                                | \$ -                       |
| <b>Total for Highway District 1</b>   | \$ 22,912.31                     | \$ 2,928.96                 | \$ 19,983.35                        | \$ -                       |
| <b>Dept: 4200, Highway District 2</b>                                       |                                  |                             |                                     |                            |
| 1110 Full time salaries   | \$ -                             | \$ -                        | \$ -                                | \$ -                       |
| 1320 Statutory Travel   | \$ 250.00                        | \$ 66.85                    | \$ 183.15                           | \$ -                       |
| 2005 Maintenance & Operation  | \$ 14,651.00                     | \$ 4,441.23                 | \$ 10,209.77                        | \$ -                       |
| 4110 Capital Outlay   | \$ -                             | \$ -                        | \$ -                                | \$ -                       |
| <b>Total for Highway District 2</b>   | \$ 14,901.00                     | \$ 4,508.08                 | \$ 10,392.92                        | \$ -                       |
| <b>Dept: 4300, Highway District 3</b>                                       |                                  |                             |                                     |                            |
| 1110 Full time salaries   | \$ -                             | \$ -                        | \$ -                                | \$ -                       |
| 1320 Statutory Travel   | \$ -                             | \$ -                        | \$ -                                | \$ -                       |
| 2005 Maintenance & Operation  | \$ 95,459.55                     | \$ 85,341.45                | \$ 10,118.10                        | \$ -                       |
| 4110 Capital Outlay   | \$ 10,746.56                     | \$ 9,791.56                 | \$ 955.00                           | \$ -                       |
| <b>Total for Highway District 3</b>   | \$ 106,206.11                    | \$ 95,133.01                | \$ 11,073.10                        | \$ -                       |
| <b>Dept: 6510, CIRB 2021-1</b>  |                                  |                             |                                     |                            |
| 2005 Maintenance & Operation  | \$ 7,719.35                      | \$ 4,899.35                 | \$ 2,820.00                         | \$ -                       |
| <b>Total for CIRB 2021-1</b>  | \$ 7,719.35                      | \$ 4,899.35                 | \$ 2,820.00                         | \$ -                       |
| <b>Dept: 6520, CIRB 2021-2</b>  |                                  |                             |                                     |                            |
| 2005 Maintenance & Operation  | \$ 54,305.25                     | \$ 47,839.91                | \$ 6,465.34                         | \$ -                       |
| <b>Total for CIRB 2021-2</b>  | \$ 54,305.25                     | \$ 47,839.91                | \$ 6,465.34                         | \$ -                       |
| <b>Dept: 6530, CIRB 2021-3</b>  |                                  |                             |                                     |                            |
| 2005 Maintenance & Operation  | \$ 2,500.00                      | \$ -                        | \$ 2,500.00                         | \$ -                       |
| <b>Total for CIRB 2021-3</b>  | \$ 2,500.00                      | \$ -                        | \$ 2,500.00                         | \$ -                       |
| <b>COUNTY HIGHWAY UNRESTRICTED FUND ACCOUNT</b>                             |                                  |                             |                                     |                            |
| Sub-Total of Expenditures   | \$ 211,727.75                    | \$ 156,506.80               | \$ 55,220.95                        | \$ -                       |
| <b>SUBJECT TO WARRANT ISSUE</b>   |                                  |                             |                                     |                            |
| Total Provision for Interest on Warrants                                    | \$ -                             | \$ -                        | \$ -                                | \$ -                       |
| <b>TOTAL UNRESTRICTED EXPENSES FOR THE COUNTY HIGHWAY UNRESTRICTED FUND</b> |                                  |                             |                                     |                            |
|   | \$ 211,727.75                    | \$ 156,506.80               | \$ 55,220.95                        | \$ -                       |

COUNTY HIGHWAY UNRESTRICTED COVERING THE PERIOD 7/1/2022 TO 6/30/2023  
ESTIMATE OF NEEDS FOR 2023-2024

EXHIBIT D

| Schedule 8: Report Of Prior Year's Expenditures                             |                              |                 |               |   |                                       |                                 |
|---|------------------------------|-----------------|---------------|---|---------------------------------------|---------------------------------|
| FISCAL YEAR ENDING JUNE 30, 2023  |                              |                 |               |   | FISCAL YEAR 2023-2024                 |                                 |
| Supplemental Adjustments  | Net Amount of Appropriations | Warrants Issued | Reserves      | Lapsed Balance Known to be Unencumbered | Needs as Estimated by Governing Board | Approved by County Excise Board |
| <b>Dept: 0800, Commissioners</b>  |                              |                 |               |   |                                       |                                 |
| \$ 101,933.31   | \$ 101,933.31                | \$ 50,000.00    | \$ 50,000.00  | \$ 1,933.31                             | \$ -                                  | \$ -                            |
| \$ 101,933.31   | \$ 101,933.31                | \$ 50,000.00    | \$ 50,000.00  | \$ 1,933.31                             | \$ -                                  | \$ -                            |
| <b>Dept: 4000, Highway Budget</b>   |                              |                 |               |   |                                       |                                 |
| \$ 94,833.71  | \$ 94,833.71                 | \$ 60,088.78    | \$ -          | \$ 34,744.93                            | \$ -                                  | \$ -                            |
| \$ 679,966.60   | \$ 679,966.60                | \$ 188,322.39   | \$ 25,450.50  | \$ 466,193.71                           | \$ -                                  | \$ -                            |
| \$ 774,800.31   | \$ 774,800.31                | \$ 248,411.17   | \$ 25,450.50  | \$ 500,938.64                           | \$ -                                  | \$ -                            |
| <b>Dept: 4100, Highway District 1</b>                                       |                              |                 |               |   |                                       |                                 |
| \$ 957,710.09   | \$ 957,710.09                | \$ 921,634.50   | \$ -          | \$ 36,075.59                            | \$ -                                  | \$ -                            |
| \$ 9,365.55   | \$ 9,365.55                  | \$ 9,365.55     | \$ -          | \$ -                                    | \$ -                                  | \$ -                            |
| \$ 744,305.09   | \$ 744,305.09                | \$ 332,427.80   | \$ 48,325.06  | \$ 363,552.23                           | \$ -                                  | \$ -                            |
| \$ 208,275.99   | \$ 208,275.99                | \$ 145,413.03   | \$ -          | \$ 62,862.96                            | \$ -                                  | \$ -                            |
| \$ 1,919,656.72   | \$ 1,919,656.72              | \$ 1,408,840.88 | \$ 48,325.06  | \$ 462,490.78                           | \$ -                                  | \$ -                            |
| <b>Dept: 4200, Highway District 2</b>                                       |                              |                 |               |   |                                       |                                 |
| \$ 1,072,438.58   | \$ 1,072,438.58              | \$ 939,015.95   | \$ -          | \$ 133,422.63                           | \$ -                                  | \$ -                            |
| \$ 16,739.63  | \$ 16,739.63                 | \$ 10,648.39    | \$ 121.18     | \$ 5,970.06                             | \$ -                                  | \$ -                            |
| \$ 735,415.76   | \$ 735,415.76                | \$ 438,981.99   | \$ 23,581.96  | \$ 272,851.81                           | \$ -                                  | \$ -                            |
| \$ 471,653.27   | \$ 471,653.27                | \$ 294,238.11   | \$ 158,190.33 | \$ 19,224.83                            | \$ 0.00                               | \$ 0.00                         |
| \$ 2,296,247.24   | \$ 2,296,247.24              | \$ 1,682,884.44 | \$ 181,893.47 | \$ 431,469.33                           | \$ 0.00                               | \$ 0.00                         |
| <b>Dept: 4300, Highway District 3</b>                                       |                              |                 |               |   |                                       |                                 |
| \$ 1,189,038.45   | \$ 1,189,038.45              | \$ 1,109,284.08 | \$ -          | \$ 79,754.37                            | \$ (0.00)                             | \$ (0.00)                       |
| \$ 9,300.00   | \$ 9,300.00                  | \$ 8,700.00     | \$ -          | \$ 600.00                               | \$ -                                  | \$ -                            |
| \$ 608,681.39   | \$ 608,681.39                | \$ 448,081.79   | \$ 16,994.13  | \$ 143,605.47                           | \$ -                                  | \$ -                            |
| \$ 424,295.95   | \$ 424,295.95                | \$ 247,758.29   | \$ 5,421.56   | \$ 171,116.10                           | \$ -                                  | \$ -                            |
| \$ 2,231,315.79   | \$ 2,231,315.79              | \$ 1,813,824.16 | \$ 22,415.69  | \$ 395,075.94                           | \$ (0.00)                             | \$ (0.00)                       |
| <b>Dept: 6510, CIRB 2021-1</b>  |                              |                 |               |   |                                       |                                 |
| \$ 141,556.23   | \$ 141,556.23                | \$ 68,105.59    | \$ 2,082.00   | \$ 71,368.64                            | \$ -                                  | \$ -                            |
| \$ 141,556.23   | \$ 141,556.23                | \$ 68,105.59    | \$ 2,082.00   | \$ 71,368.64                            | \$ -                                  | \$ -                            |
| <b>Dept: 6520, CIRB 2021-2</b>  |                              |                 |               |   |                                       |                                 |
| \$ 337,781.56   | \$ 337,781.56                | \$ 318,688.82   | \$ 1,350.00   | \$ 17,742.74                            | \$ 0.00                               | \$ 0.00                         |
| \$ 337,781.56   | \$ 337,781.56                | \$ 318,688.82   | \$ 1,350.00   | \$ 17,742.74                            | \$ 0.00                               | \$ 0.00                         |
| <b>Dept: 6530, CIRB 2021-3</b>  |                              |                 |               |   |                                       |                                 |
| \$ 273,199.60   | \$ 273,199.60                | \$ 261,509.82   | \$ 7,500.00   | \$ 4,189.78                             | \$ (0.00)                             | \$ (0.00)                       |
| \$ 273,199.60   | \$ 273,199.60                | \$ 261,509.82   | \$ 7,500.00   | \$ 4,189.78                             | \$ (0.00)                             | \$ (0.00)                       |
| <b>COUNTY HIGHWAY UNRESTRICTED FUND ACCOUNT</b>                             |                              |                 |               |   |                                       |                                 |
| \$ 8,076,490.76   | \$ 8,076,490.76              | \$ 5,852,264.88 | \$ 339,016.72 | \$ 1,885,209.16                         | \$ (0.00)                             | \$ (0.00)                       |
| <b>SUBJECT TO WARRANT ISSUE</b>   |                              |                 |               |   |                                       |                                 |
| \$ -  | \$ -                         | \$ -            | \$ -          | \$ -                                    | \$ -                                  | \$ -                            |
| <b>TOTAL UNRESTRICTED EXPENSES FOR THE COUNTY HIGHWAY UNRESTRICTED FUND</b> |                              |                 |               |   |                                       |                                 |
| \$ 8,076,490.76   | \$ 8,076,490.76              | \$ 5,852,264.88 | \$ 339,016.72 | \$ 1,885,209.16                         | \$ (0.00)                             | \$ (0.00)                       |

| ESTIMATE OF NEEDS FOR THE 2023-2024 FISCAL YEAR   | Estimate of Needs by Governing Board | Approved by County Excise Board |
|---|--------------------------------------|---------------------------------|
| <b>PURPOSE:</b>   |                                      |                                 |
| Total of Unrestricted Expenses for the County Highway Unrestricted, Schedule 8          | \$ (0.00)                            | \$ (0.00)                       |
| Total of Restricted Sales Tax Expenses for the County Highway Unrestricted, Schedule 8A | \$ -                                 | \$ -                            |
| <b>GRAND TOTAL - County Highway Unrestricted Fund</b>                                   | \$ (0.00)                            | \$ (0.00)                       |

HEALTH COVERING THE PERIOD 7/1/2022 TO 6/30/2023  
ESTIMATE OF NEEDS FOR 2023-2024

EXHIBIT E

| Schedule 1, Current Balance Sheet - June 30, 2023        |    | Amount              |
|--|----|---------------------|
| <b>ASSETS:</b>   |    |                     |
| Cash Balance June 30, 2023                               | \$ | 2,861,749.54        |
| Investments  | \$ | -                   |
| <b>TOTAL ASSETS</b>                                      | \$ | <b>2,861,749.54</b> |
| <b>LIABILITIES AND RESERVES:</b>                         |    |                     |
| Warrants Outstanding                                     | \$ | 1,208.85            |
| Reserve for Interest on Warrants                         | \$ | -                   |
| Reserves From Schedule 8                                 | \$ | 380,423.61          |
| <b>TOTAL LIABILITIES AND RESERVES</b>                    | \$ | <b>381,632.46</b>   |
| CASH FUND BALANCE JUNE 30, 2023                          | \$ | 2,480,117.08        |
| <b>TOTAL LIABILITIES, RESERVES AND CASH FUND BALANCE</b> | \$ | <b>2,861,749.54</b> |

| Schedule 2, Revenue and Requirements for 2022-2023        |                 |                        |
|---|-----------------|------------------------|
|   | Detail          | Total                  |
| <b>REVENUE:</b>   |                 |                        |
| Adjusted Cash Balance June 30, 2022                       | \$ 1,975,324.35 |                        |
| Cash Fund Balance Transferred From Prior Years            | \$ 104,445.95   |                        |
| All Ad Valorem Tax Apportioned                            | \$ 1,608,727.60 |                        |
| Miscellaneous Revenue Apportioned                         | \$ 30,062.26    |                        |
| <b>TOTAL REVENUE</b>                                      |                 | \$ 3,718,560.16        |
| <b>REQUIREMENTS:</b>                                      |                 |                        |
| Claims Paid by Warrants Issued                            | \$ 858,319.47   |                        |
| Reserves From Schedule 8                                  | \$ 380,423.61   |                        |
| Interest Paid on Warrants                                 | \$ -            |                        |
| Reserve for Interest on Warrants                          | \$ -            |                        |
| <b>TOTAL REQUIREMENTS</b>                                 |                 | \$ 1,238,743.08        |
| ADD: CASH FUND BALANCE AS PER BALANCE SHEET JUNE 30, 2023 |                 | \$ 2,480,117.08        |
| <b>TOTAL REQUIREMENTS AND CASH FUND BALANCE</b>           |                 | <b>\$ 3,718,860.16</b> |

| Schedule 3, Cash Fund Balance Analysis - June 30, 2023              |    | Amount              |
|---|----|---------------------|
| <b>ADDITIONS:</b>   |    |                     |
| Miscellaneous Revenue Collected in Excess with Transfer Adjustments | \$ | 30,062.26           |
| Warrants Estopped, Cancelled or Converted                           | \$ | 300.00              |
| Fiscal Year 2022-2023 Lapsed Appropriations                         | \$ | 1,840,815.08        |
| Fiscal Year 2021-2022 Lapsed Appropriations                         | \$ | 104,445.95          |
| Ad Valorem Tax Collections in Excess of Estimate                    | \$ | 1,608,727.60        |
| <b>TOTAL ADDITIONS</b>  | \$ | <b>3,584,350.89</b> |
| <b>DEDUCTIONS:</b>  |    |                     |
| Supplemental Appropriations   | \$ | (423,576.80)        |
| Current Tax in Process of Collection                                | \$ | -                   |
| <b>TOTAL DEDUCTIONS</b>   | \$ | <b>(423,576.80)</b> |
| Cash Fund Balance as per Balance Sheet June 30, 2023                | \$ | 4,007,927.69        |



HEALTH COVERING THE PERIOD 7/1/2022 TO 6/30/2023  
ESTIMATE OF NEEDS FOR 2023-2024

EXHIBIT E

| Schedule 4: Revenue                             | 2021-2022 Account      | 2022-2023 Account |                        |                        |
|---|------------------------|-------------------|------------------------|------------------------|
| SOURCE  | Actually Collected     | Amount Estimated  | Actually Collected     | Over (Under)           |
| <b>Ad Valorem Taxes</b>                         |                        |                   |                        |                        |
| 9001 Current Tax                                | \$ 1,430,437.19        | \$ -              | \$ 1,550,471.75        | \$ 1,550,471.75        |
| 9002 Prior Year                                 | \$ 29,641.54           | \$ -              | \$ 36,885.82           | \$ 36,885.82           |
| 9003 Back Year                                  | \$ 15,890.57           |                   | \$ 21,370.03           | \$ 21,370.03           |
| <b>Ad Valorem Tax Total</b>                     | <b>\$ 1,475,969.30</b> | <b>\$ -</b>       | <b>\$ 1,608,727.60</b> | <b>\$ 1,608,727.60</b> |
| <b>9000, Interest, Mortgage Tax</b>             |                        |                   |                        |                        |
| 9007 Interest Certificates of Deposits          | \$ 3,697.02            | \$ -              | \$ 3,828.17            | \$ 3,828.17            |
| 9011 Other Investments                          | \$ 678.56              | \$ -              | \$ 4,194.43            | \$ 4,194.43            |
| <b>Total for Interest, Mortgage Tax</b>         | <b>\$ 4,375.58</b>     | <b>\$ -</b>       | <b>\$ 8,022.60</b>     | <b>\$ 8,022.60</b>     |
| <b>9100, Local Revenues</b>                     |                        |                   |                        |                        |
| 9112 Farm Implements                            | \$ 10.37               | \$ -              | \$ -                   | \$ -                   |
| 9115 Health Fees                                | \$ 3,910.24            | \$ -              | \$ 2,855.00            | \$ 2,855.00            |
| 9120 5-yr Manufacturing Exemption Reimbursement | \$ 12,760.91           | \$ -              | \$ 8,301.00            | \$ 8,301.00            |
| <b>Total for Local Revenues</b>                 | <b>\$ 16,681.52</b>    | <b>\$ -</b>       | <b>\$ 11,156.00</b>    | <b>\$ 11,156.00</b>    |
| <b>9200, State Revenues</b>                     |                        |                   |                        |                        |
| 9221 Payment In lieu of Taxes                   | \$ 4,827.40            | \$ -              | \$ 5,178.87            | \$ 5,178.87            |
| 9224 State Land Reimbursement                   | \$ 1.74                | \$ -              | \$ 1.63                | \$ 1.63                |
| <b>Total for State Revenues</b>                 | <b>\$ 4,829.14</b>     | <b>\$ -</b>       | <b>\$ 5,180.50</b>     | <b>\$ 5,180.50</b>     |
| <b>9400, Miscellaneous Revenues</b>             |                        |                   |                        |                        |
| 9415 Miscellaneous                              | \$ 13,757.31           | \$ -              | \$ 5,703.16            | \$ 5,703.16            |
| <b>Total for Miscellaneous Revenues</b>         | <b>\$ 13,757.31</b>    | <b>\$ -</b>       | <b>\$ 5,703.16</b>     | <b>\$ 5,703.16</b>     |
| <b>TOTAL REVENUES FOR THE HEALTH FUND</b>       |                        |                   |                        |                        |
| Total Unrestricted Revenue                      | \$ 39,643.55           | \$ -              | \$ 30,062.26           | \$ 30,062.26           |
| 9014 Sales Tax Interest                         | \$ -                   | \$ -              | \$ -                   | \$ -                   |
| 9216 OTC - Sales Tax                            | \$ -                   | \$ -              | \$ -                   | \$ -                   |
| 9418 Miscellaneous Sale Tax Receipts            | \$ -                   | \$ -              | \$ -                   | \$ -                   |
| Restricted - Sales Tax Interest                 | \$ -                   | \$ -              | \$ -                   | \$ -                   |
| <b>Total Miscellaneous Health</b>               | <b>\$ 39,643.55</b>    | <b>\$ -</b>       | <b>\$ 30,062.26</b>    | <b>\$ 30,062.26</b>    |
| Ad Valorem Tax                                  | \$ 1,475,969.30        | \$ -              | \$ 1,608,727.60        | \$ 1,608,727.60        |
| <b>Grand Total of All Revenues</b>              | <b>\$ 1,515,612.85</b> | <b>\$ -</b>       | <b>\$ 1,638,789.86</b> | <b>\$ 1,638,789.86</b> |

HEALTH COVERING THE PERIOD 7/1/2022 TO 6/30/2023  
ESTIMATE OF NEEDS FOR 2023-2024

EXHIBIT E

| Schedule 4: Revenue<br>SOURCE                   | Basis & Limit<br>of Ensuing<br>Estimate | 2023-2024 Account               |                             |
|---|---|---------------------------------|-----------------------------|
|   |   | Estimated by<br>Governing Board | Approved by<br>Excise Board |
| <b>Ad Valorem Taxes</b>                         |   |                                 |                             |
| 9001 Current Tax                                | 0.00%                                   | \$ -                            | \$ -                        |
| 9002 Prior Year                                 | 0.00%                                   | \$ -                            | \$ -                        |
| 9003 Back Year                                  |   |                                 |                             |
| <b>Ad Valorem Tax Total</b>                     |   | \$ -                            | \$ -                        |
| <b>9000, Interest, Mortgage Tax</b>             |   |                                 |                             |
| 9007 Interest Certificates of Deposits          | 0.00%                                   | \$ -                            | \$ -                        |
| 9011 Other Investments                          | 0.00%                                   | \$ -                            | \$ -                        |
| <b>Total for Interest, Mortgage Tax</b>         |   | \$ -                            | \$ -                        |
| <b>9100, Local Revenues</b>                     |   |                                 |                             |
| 9112 Farm Implements                            | 0.00%                                   | \$ -                            | \$ -                        |
| 9115 Health Fees                                | 0.00%                                   | \$ -                            | \$ -                        |
| 9120 5-yr Manufacturing Exemption Reimbursement | 0.00%                                   | \$ -                            | \$ -                        |
| <b>Total for Local Revenues</b>                 |   | \$ -                            | \$ -                        |
| <b>9200, State Revenues</b>                     |   |                                 |                             |
| 9221 Payment in lieu of Taxes                   | 0.00%                                   | \$ -                            | \$ -                        |
| 9224 State Land Reimbursement                   | 0.00%                                   | \$ -                            | \$ -                        |
| <b>Total for State Revenues</b>                 |   | \$ -                            | \$ -                        |
| <b>9400, Miscellaneous Revenues</b>             |   |                                 |                             |
| 9415 Miscellaneous                              | 0.00%                                   | \$ -                            | \$ -                        |
| <b>Total for Miscellaneous Revenues</b>         |   | \$ -                            | \$ -                        |
| <b>TOTAL REVENUES FOR THE HEALTH FUND</b>       |   |                                 |                             |
| Total Unrestricted Revenue                      | 0.00%                                   | \$ -                            | \$ -                        |
| 9014 Sales Tax Interest                         | 0.00%                                   | \$ -                            | \$ -                        |
| 9216 OTC - Sales Tax                            | 0.00%                                   | \$ -                            | \$ -                        |
| 9418 Miscellaneous Sale Tax Receipts            | 0.00%                                   | \$ -                            | \$ -                        |
| Restricted - Sales Tax Interest                 | 90.00%                                  | \$ -                            | \$ -                        |
| <b>Total Miscellaneous Health</b>               |   | \$ -                            | \$ -                        |
| Ad Valorem Tax                                  |   | \$ -                            | \$ -                        |
| <b>Grand Total of All Revenues</b>              |   | \$ -                            | \$ -                        |
| Surplus Cash from Schedule 3                    |   | \$ 4,007,927.69                 | \$ 4,007,927.69             |
| <b>Total Budget for Health Fund</b>             |   | \$ 4,007,927.69                 | \$ 4,007,927.69             |

This page intentionally left blank

HEALTH COVERING THE PERIOD 7/1/2022 TO 6/30/2023  
ESTIMATE OF NEEDS FOR 2023-2024

EXHIBIT E

| Schedule 5: Health Fund Balance Sheet of Current and All Prior Years |                 |                 |
|--|-----------------|-----------------|
| CURRENT AND ALL PRIOR YEARS  | 2022-23         | PRE-2022        |
| Cash Balance Reported to Excise Board June 30, 2022                  | \$ -            | \$ 2,393,909.09 |
| Opening Balance from Prior Year                                      | \$ 1,975,324.35 | \$ 1,975,324.35 |
| Cash Fund Balance Transferred Out                                    | \$ -            | \$ -            |
| Cash Fund Balance Transferred In                                     | \$ -            | \$ -            |
| Adjusted Cash Balance  | \$ 1,975,324.35 | \$ 418,584.74   |
| Ad Valorem Tax Apportioned   | \$ 1,608,727.60 | \$ -            |
| Miscellaneous Revenue (Schedule 4)                                   | \$ 30,062.26    | \$ -            |
| Cash Fund Balance Forward From Preceding Year                        | \$ 104,445.95   | \$ -            |
| Prior Expenditures Recovered   | \$ 300.00       | \$ -            |
| TOTAL RECEIPTS   | \$ 1,743,535.81 | \$ -            |
| TOTAL RECEIPTS AND BALANCE   | \$ 3,718,860.16 | \$ 418,584.74   |
| Warrants of Year in Caption  | \$ 857,110.62   | \$ 312,700.35   |
| Interest Paid Thereon  | \$ -            | \$ -            |
| TOTAL DISBURSEMENTS  | \$ 857,110.62   | \$ 312,700.35   |
| CASH BALANCE AND INVESTMENTS JUNE 30, 2023                           | \$ 2,861,749.54 | \$ 105,884.39   |
| Reserve for Warrants Outstanding                                     | \$ 1,208.85     | \$ 1,438.44     |
| Reserve for Interest on Warrants                                     | \$ -            | \$ -            |
| Reserves From Schedule 8   | \$ 380,423.61   | \$ -            |
| TOTAL LIABILITIES AND RESERVE  | \$ 381,632.46   | \$ 1,438.44     |
| DEFICIT:   | \$ -            | \$ -            |
| CASH BALANCE FORWARD TO NEXT YEAR                                    | \$ 2,480,117.08 | \$ 104,445.95   |

| Schedule 6: Health Fund Warrant Account of Current and All Prior Years |               |               |                 |
|--|---------------|---------------|-----------------|
| CURRENT AND ALL PRIOR YEARS  | 2022-23       | PRE-2022      | Total           |
| Warrants Outstanding June 30 of Year in Caption                        | \$ -          | \$ 157,918.55 | \$ 157,918.55   |
| Warrants Registered During Year  | \$ 858,319.47 | \$ 156,520.24 | \$ 1,014,839.71 |
| TOTAL  | \$ 858,319.47 | \$ 314,438.79 | \$ 1,172,758.26 |
| Warrants Paid During Year  | \$ 857,110.62 | \$ 312,700.35 | \$ 1,169,810.97 |
| Warrants Converted to Bonds or Judgements                              | \$ -          | \$ -          | \$ -            |
| Warrants Cancelled   | \$ -          | \$ -          | \$ -            |
| Warrants Estopped by Statute   | \$ -          | \$ 300.00     | \$ 300.00       |
| TOTAL WARRANTS RETIRED   | \$ 857,110.62 | \$ 313,000.35 | \$ 1,170,110.97 |
| TOTAL WARRANTS OUTSTANDING JUNE 30, 2023                               | \$ 1,208.85   | \$ 1,438.44   | \$ 2,647.29     |

| Schedule 7: 2022 Ad Valorem Tax Account         |  |                 |
|---|--|-----------------|
| 2022 Net Valuation Cert. To County Excise Board | 2.570 Mills                            | Amount          |
| \$ 653,926,719.00                               |  | \$ 1,680,591.67 |
| Total Proceeds of Levy as Certified             |  | \$ -            |
| Additions:                                      |  | \$ -            |
| Deductions:                                     |  | \$ 1,680,591.67 |
| Gross Balance Tax                               |  | \$ 152,781.06   |
| Less Reserve for Delinquent Tax                 | Prior Year Percent for Delinquency 10% | \$ -            |
| Reserve for Protest Pending                     |  | \$ 1,527,810.61 |
| Balance Available Tax                           |  | \$ 1,550,471.75 |
| Deduct 2022 Tax Apportioned                     |  | \$ -            |
| Net Balance 2022 Tax in Process of Collection   |  | \$ 22,661.14    |
| Excess Collections                              |  |                 |

| Schedule 9: Health Fund Summary of Expenses      |                                 |                 |               |                                 |
|--|---------------------------------|-----------------|---------------|---------------------------------|
| Total for Expenses                               | Net Appropriations July 1, 2023 | Warrants Issued | Reserves      | Approved by County Excise Board |
| 1100 Total Salaries                              | \$ 1,005,000.00                 | \$ 660,153.03   | \$ 344,846.97 | \$ 950,000.00                   |
| 1200 Fringe Benefits                             | \$ -                            | \$ -            | \$ -          | \$ -                            |
| 1300 Travel Related                              | \$ 50,000.00                    | \$ 20,133.85    | \$ 7,700.00   | \$ 50,000.00                    |
| 2000 Total Maintenance & Operations              | \$ 508,558.16                   | \$ 174,432.59   | \$ 27,876.64  | \$ 500,000.00                   |
| 4100 Total Machinery & Equipment, Capital Outlay | \$ 1,516,000.00                 | \$ 3,600.00     | \$ -          | \$ 2,662,394.25                 |

HEALTH COVERING THE PERIOD 7/1/2022 TO 6/30/2023  
ESTIMATE OF NEEDS FOR 2023-2024

EXHIBIT E

| Schedule 8: Report Of Prior Year's Expenditures        |                                  |                             |                                     |                            |
|--|----------------------------------|-----------------------------|-------------------------------------|----------------------------|
| DEPARTMENTS OF GOVERNMENT<br>APPROPRIATED ACCOUNTS     | FISCAL YEAR ENDING JUNE 30, 2022 |                             |                                     | FY ENDING<br>JUNE, 30 2023 |
|  | Reserves<br>6-30-2022            | Warrants<br>Since<br>Issued | Balance<br>Lapsed<br>Appropriations | Original<br>Appropriations |
| <b>Dept: 5000, Public Health</b>                       |                                  |                             |                                     |                            |
| 1110 Full time salaries                                | \$ 197,354.00                    | \$ 145,820.60               | \$ 51,533.40                        | \$ 1,005,000.00            |
| 1310 Travel  | \$ 25,750.00                     | \$ 1,453.48                 | \$ 24,296.52                        | \$ 50,000.00               |
| 2005 Maintenance & Operation                           | \$ 37,862.19                     | \$ 9,246.16                 | \$ 28,616.03                        | \$ 500,000.00              |
| 4110 Capital Outlay                                    | \$ -                             | \$ -                        | \$ -                                | \$ 1,948,134.96            |
| <b>Total for Public Health</b>                         | <b>\$ 260,966.19</b>             | <b>\$ 156,520.24</b>        | <b>\$ 104,445.95</b>                | <b>\$ 3,503,134.96</b>     |
| <b>HEALTH FUND ACCOUNT</b>                             |                                  |                             |                                     |                            |
| <b>Sub-Total of Expenditures</b>                       | <b>\$ 260,966.19</b>             | <b>\$ 156,520.24</b>        | <b>\$ 104,445.95</b>                | <b>\$ 3,503,134.96</b>     |
| <b>SUBJECT TO WARRANT ISSUE</b>                        |                                  |                             |                                     |                            |
| <b>Total Provision for Interest on Warrants</b>        | <b>\$ -</b>                      | <b>\$ -</b>                 | <b>\$ -</b>                         | <b>\$ -</b>                |
| <b>TOTAL UNRESTRICTED EXPENSES FOR THE HEALTH FUND</b> |                                  |                             |                                     |                            |
|  | <b>\$ 260,966.19</b>             | <b>\$ 156,520.24</b>        | <b>\$ 104,445.95</b>                | <b>\$ 3,503,134.96</b>     |

HEALTH COVERING THE PERIOD 7/1/2022 TO 6/30/2023  
ESTIMATE OF NEEDS FOR 2023-2024

EXHIBIT E

| Schedule 8: Report Of Prior Year's Expenditures        |                              |                 |               |   | FISCAL YEAR 2023-2024                 |                                 |
|--|------------------------------|-----------------|---------------|---|---------------------------------------|---------------------------------|
| FISCAL YEAR ENDING JUNE 30, 2023                       |                              |                 |               |   | FISCAL YEAR 2023-2024                 |                                 |
| Supplemental Adjustments                               | Net Amount of Appropriations | Warrants Issued | Reserves      | Lapsed Balance Known to be Unencumbered | Needs as Estimated by Governing Board | Approved by County Excise Board |
| <b>Dept: 5000, Public Health</b>                       |                              |                 |               |   |                                       |                                 |
| \$ -   | \$ 1,005,000.00              | \$ 660,153.03   | \$ 344,846.97 | \$ -                                    | \$ 950,000.00                         | \$ 950,000.00                   |
| \$ -   | \$ 50,000.00                 | \$ 20,133.85    | \$ 7,700.00   | \$ 22,166.15                            | \$ 50,000.00                          | \$ 50,000.00                    |
| \$ 8,558.16  | \$ 508,558.16                | \$ 174,432.59   | \$ 27,876.64  | \$ 306,248.93                           | \$ 500,000.00                         | \$ 500,000.00                   |
| \$ (432,134.96)  | \$ 1,516,000.00              | \$ 3,600.00     | \$ -          | \$ 1,512,400.00                         | \$ 2,000,000.00                       | \$ 2,662,394.25                 |
| \$ (423,576.80)  | \$ 3,079,558.16              | \$ 858,319.47   | \$ 380,423.61 | \$ 1,840,815.08                         | \$ 3,500,000.00                       | \$ 4,162,394.25                 |
| <b>HEALTH FUND ACCOUNT</b>                             |                              |                 |               |   |                                       |                                 |
| \$ (423,576.80)  | \$ 3,079,558.16              | \$ 858,319.47   | \$ 380,423.61 | \$ 1,840,815.08                         | \$ 3,500,000.00                       | \$ 4,162,394.25                 |
| <b>SUBJECT TO WARRANT ISSUE</b>                        |                              |                 |               |   |                                       |                                 |
| \$ -   | \$ -                         | \$ -            | \$ -          | \$ -                                    | \$ -                                  | \$ -                            |
| <b>TOTAL UNRESTRICTED EXPENSES FOR THE HEALTH FUND</b> |                              |                 |               |   |                                       |                                 |
| \$ (423,576.80)  | \$ 3,079,558.16              | \$ 858,319.47   | \$ 380,423.61 | \$ 1,840,815.08                         | \$ 3,500,000.00                       | \$ 4,162,394.25                 |

| ESTIMATE OF NEEDS FOR THE 2023-2024 FISCAL YEAR                                 | Estimate of Needs by Governing Board | Approved by County Excise Board |
|---|--------------------------------------|---------------------------------|
| <b>PURPOSE:</b>   |                                      |                                 |
| Total of Unrestricted Expenses for the Health, Schedule 8                       | \$ 3,500,000.00                      | \$ 4,162,394.25                 |
| Total of Restricted Sales Tax Expenses for the Health, Schedule 8A              | \$ -                                 | \$ -                            |
| Pro rata share of County Assessor's Budget as determined by County Excise Board | \$ -                                 | \$ -                            |
| <b>GRAND TOTAL - Health Fund</b>  | <b>\$ 3,500,000.00</b>               | <b>\$ 4,162,394.25</b>          |

SINKING FUND ACCOUNTS COVERING THE PERIOD JULY 1, 2022, to JUNE 30, 2023  
ESTIMATE OF NEEDS FOR 2023-2024

EXHIBIT "G"

Page 29

| Schedule I, Detail of Bond and Coupon Indebtedness as of June 30, 2023 - Not Affecting Homesteads (New) |                            |
|---|----------------------------|
| PURPOSE OF BOND ISSUE:  | Total of all Sinking Funds |
| <b>HOW AND WHEN BONDS MATURE</b>  |                            |
| Uniform Maturities:   |                            |
| Amount of Each Uniform Maturity   | \$ -                       |
| Final Maturity Otherwise  |                            |
| Amount of Final Maturity  | \$ -                       |
| <b>AMOUNT OF ORIGINAL ISSUE</b>   |                            |
| Cancelled, In Judgement Or Delayed For Final Levy Year  | \$ -                       |
| <b>Basis of Accruals Contemplated on Net Collections or Better in Anticipation:</b>                     |                            |
| Bond Issues Accruing By Tax Levy  | \$ -                       |
| Normal Annual Accrual   | \$ -                       |
| Accrual Liability To Date   | \$ -                       |
| <b>Deductions From Total Accruals:</b>  |                            |
| Bonds Paid Prior To 6-30-2022   | \$ -                       |
| Bonds Paid During 2022-2023   | \$ -                       |
| Matured Bonds Unpaid  | \$ -                       |
| Balance of Accrual Liability  | \$ -                       |
| <b>TOTAL BONDS OUTSTANDING 6-30-2023:</b>   |                            |
| Matured   | \$ -                       |
| Unmatured   | \$ -                       |
| <b>Requirement for Interest Earnings After Last Tax-Levy Year:</b>                                      |                            |
| Terminal Interest To Accrue   | \$ -                       |
| Accrue Each Year  | \$ -                       |
| Total Accrual To Date   | \$ -                       |
| Current Interest Earnings Through 2023-2024   | \$ -                       |
| Total Interest To Levy For 2023-2024  | \$ -                       |
| <b>INTEREST COUPON ACCOUNT:</b>   |                            |
| Interest Earned But Unpaid 6-30-2022:   |                            |
| Matured   | \$ -                       |
| Unmatured   | \$ -                       |
| Interest Earnings 2022-2023:  |                            |
| Coupons Paid Through 2022-2023:   | \$ -                       |
| Interest Earned But Unpaid 6-30-2023:   |                            |
| Matured   | \$ -                       |
| Unmatured   | \$ -                       |

SINKING FUND ACCOUNTS COVERING THE PERIOD JULY 1, 2022, to JUNE 30, 2023  
ESTIMATE OF NEEDS FOR 2023-2024

EXHIBIT "G"

| Schedule 2, Detail of Judgement Indebtedness as of June 30, 2023 - Not Affecting Homesteads               |        |      |      |      |
|---|--------|------|------|------|
| Judgements For Indebtedness Originally Incurred After January 8, 1937                                     |        |      |      |      |
| IN FAVOR OF   | Name   | 0    | 0    | 0    |
| BY WHOM OWNED   | Name   | 0    | 0    | 0    |
| PURPOSE OF JUDGEMENT  | Title  | 0    | 0    | 0    |
| Case Number   | Number | 0    | 0    | 0    |
| NAME OF COURT   | Name   | 0    | 0    | 0    |
| Date of Judgement   | Date   | 0    | 0    | 0    |
| Principal Amount of Judgement   | \$ -   | \$ - | \$ - | \$ - |
| Tax Levies Made   | \$ -   | \$ - | \$ - | \$ - |
| Principal Amount Provided for to June 30, 2022  | \$ -   | \$ - | \$ - | \$ - |
| Principal Amount Provided for In 2022-2023  | \$ -   | \$ - | \$ - | \$ - |
| PRINCIPAL AMOUNT NOT PROVIDED FOR   | \$ -   | \$ - | \$ - | \$ - |
| AMOUNT TO PROVIDE BY TAX LEVY FISCAL YEAR 2023-2024   |        |      |      |      |
| Principal 1/3   | \$ -   | \$ - | \$ - | \$ - |
| Interest  | \$ -   | \$ - | \$ - | \$ - |
| FOR ALL JUDGEMENTS REPORTED:<br>LEVIED FOR BUT UNPAID JUDGEMENT OBLIGATIONS<br>OUTSTANDING JUNE 30, 2022: |        |      |      |      |
| Principal   | \$ -   | \$ - | \$ - | \$ - |
| Interest  | \$ -   | \$ - | \$ - | \$ - |
| JUDGEMENT OBLIGATIONS SINCE LEVIED FOR:   |        |      |      |      |
| Principal   | \$ -   | \$ - | \$ - | \$ - |
| Interest  | \$ -   | \$ - | \$ - | \$ - |
| JUDGEMENT OBLIGATIONS SINCE PAID:   |        |      |      |      |
| Principal   | \$ -   | \$ - | \$ - | \$ - |
| Interest  | \$ -   | \$ - | \$ - | \$ - |
| LEVIED BUT UNPAID JUDGEMENT OBLIGATIONS<br>OUTSTANDING JUNE 30, 2023:                                     |        |      |      |      |
| Principal   | \$ -   | \$ - | \$ - | \$ - |
| Interest  | \$ -   | \$ - | \$ - | \$ - |
| Total   | \$ -   | \$ - | \$ - | \$ - |

| Schedule 3, Prepaid Judgements as of June 30, 2023                   |        |      |      |
|--|--------|------|------|
| Prepaid Judgements On Indebtedness Originating After January 8, 1937 |        |      |      |
| NAME OF JUDGEMENT  | Name   | 0    | 0    |
| CASE NUMBER  | Number | 0    | 0    |
| NAME OF COURT  | Name   | 0    | 0    |
| Principal Amount Of Judgement  | \$ -   | \$ - | \$ - |
| Tax Levies Made  | \$ -   | \$ - | \$ - |
| Unreimbursed Balance At June 30, 2022                                | \$ -   | \$ - | \$ - |
| Reimbursement By 2022 Tax Levy                                       | \$ -   | \$ - | \$ - |
| Annual Accrual On Prepaid Judgements                                 | \$ -   | \$ - | \$ - |
| Stricken By Court Order  | \$ -   | \$ - | \$ - |
| Asset Balance June 30, 2023  | \$ -   | \$ - | \$ - |





SINKING FUND ACCOUNTS COVERING THE PERIOD JULY 1, 2022, to JUNE 30, 2023  
ESTIMATE OF NEEDS FOR 2023-2024

EXHIBIT "G"

| Schedule 4, Sinking Fund Cash Statement   |              |              |
|---|--------------|--------------|
| Revenue Receipts and Disbursements        | SINKING FUND |              |
|   | Detail       | Extension    |
| Cash on Hand June 30, 2022                |              | \$ 48,886.72 |
| Investments Since Liquidated              | \$ -         |              |
| <b>COLLECTED AND APPORTIONED:</b>         |              |              |
| 2021 and Prior Ad Valorem Tax             | \$ 13.49     |              |
| 2022 Ad Valorem Tax                       | \$ -         |              |
| Protest Tax Refunds                       | \$ -         |              |
| All Other Receipts                        | \$ -         |              |
| <b>TOTAL RECEIPTS</b>                     |              | \$ 13.49     |
| <b>TOTAL RECEIPTS AND BALANCE</b>         |              | \$ 48,900.21 |
| <b>DISBURSEMENTS:</b>                     |              |              |
| Coupons Paid                              | \$ -         |              |
| Transferred to Other Funds                | \$ -         |              |
| Interest Paid on Past-Due Coupons         | \$ -         |              |
| Bonds Paid                                | \$ -         |              |
| Interest Paid on Past-Due Bonds           | \$ -         |              |
| Commission Paid to Fiscal Agency          | \$ -         |              |
| Judgements Paid                           | \$ -         |              |
| Interest Paid on Such Judgements          | \$ -         |              |
| Investments Purchased                     | \$ -         |              |
| Judgements Paid Under 62 O.S. 1981, § 435 | \$ -         |              |
| <b>TOTAL DISBURSEMENTS</b>                |              | \$ -         |
| <b>CASH BALANCE ON HAND JUNE 30, 2023</b> |              | \$ 48,900.21 |

| Schedule 5, Sinking Fund Balance Sheet                 |              |              |
|--|--------------|--------------|
|  | SINKING FUND |              |
|  | Detail       | Extension    |
| Cash Balance on Hand June 30, 2023                     |              | \$ 48,900.21 |
| Legal Investments Properly Maturing                    | \$ -         |              |
| Judgements Paid to Recover By Tax Levy                 | \$ -         |              |
| <b>TOTAL LIQUID ASSETS (In Extension Column)</b>       |              | \$ 48,900.21 |
| <b>DEDUCT MATURED INDEBTEDNESS:</b>                    |              |              |
| a. Past-Due Coupons                                    | \$ -         |              |
| b. Interest Accrued Thereon                            | \$ -         |              |
| c. Past-Due Bonds                                      | \$ -         |              |
| d. Interest Thereon After Last Coupon                  | \$ -         |              |
| e. Fiscal Agency Commission on Above                   | \$ -         |              |
| f. Judgements and Interest Levied for But Unpaid       | \$ -         |              |
| <b>TOTAL Items a. Through f. (To Extension Column)</b> |              | \$ -         |
| <b>BALANCE OF ASSETS SUBJECT TO ACCRUALS</b>           |              | \$ 48,900.21 |
| <b>DEDUCT ACCRUAL RESERVES IF ASSETS SUFFICIENT:</b>   |              |              |
| g. Earned Unmatured Interest                           | \$ -         |              |
| h. Accrual on Final Coupons                            | \$ -         |              |
| i. Accrued on Unmatured Bonds                          | \$ -         |              |
| <b>TOTAL Items g. Through i. (To Extension Column)</b> |              | \$ -         |
| <b>EXCESS OF ASSETS OVER ACCRUAL RESERVES</b>          |              | \$ 48,900.21 |

SINKING FUND ACCOUNTS COVERING THE PERIOD JULY 1, 2022, to JUNE 30, 2023  
ESTIMATE OF NEEDS FOR 2023-2024

EXHIBIT "G"

| Schedule 6, Estimate of Sinking Fund Needs |                                |                             |
|--|--------------------------------|-----------------------------|
|  | SINKING FUND                   |                             |
|  | Computed By<br>Governing Board | Provided By<br>Excise Board |
| Interest Earnings On Bonds                 | \$ -                           | \$ -                        |
| Accrual on Unmatured Bonds                 | \$ -                           | \$ -                        |
| Annual Accrual on "Prepaid" Judgements     | \$ -                           | \$ -                        |
| Annual Accrual on Unpaid Judgements        | \$ -                           | \$ -                        |
| Interest on Unpaid Judgements              | \$ -                           | \$ -                        |
| Annual Accrual From Exhibit KK             | \$ -                           | \$ -                        |
| <b>TOTAL SINKING FUND PROVISION</b>        | <b>\$ -</b>                    | <b>\$ -</b>                 |

| Schedule 7, 2022 Ad Valorem Tax Account - Sinking Funds             |                |              |            |
|---|----------------|--------------|------------|
|   | Gross Value \$ | Net Value \$ | Amount     |
|   | 0.00           | 0.00         | 0.00 Mills |
| Total Proceeds of Levy as Certified                                 |                |              | \$ -       |
| Additions:  |                |              | \$ -       |
| Deductions:   |                |              | \$ -       |
| Gross Balance Tax   |                |              | \$ -       |
| Less Reserve for Delinquent Tax                                     |                |              | \$ -       |
| Reserve for Protest Pending   |                |              | \$ -       |
| Balance Available Tax   |                |              | \$ -       |
| Deduct 2022 Tax Apportioned   |                |              | \$ -       |
| Net Balance 2022 Tax in Process of Collection or Excess Collections |                |              | \$ -       |

| Schedule 9, Sinking Fund Investments |   |                    |                           |                      |                             |   |
|--------------------------------------|---|--------------------|---------------------------|----------------------|-----------------------------|---|
| INVESTED IN                          | Investments<br>on Hand<br>June 30, 2022 | Since<br>Purchased | LIQUIDATIONS              |                      | Barred<br>by<br>Court Order | Investments<br>on Hand<br>June 30, 2022 |
|                                      |   |                    | By Collections<br>of Cost | Amortized<br>Premium |                             |   |
|                                      | \$ -                                    | \$ -               | \$ -                      | \$ -                 | \$ -                        | \$ -                                    |
|                                      | \$ -                                    | \$ -               | \$ -                      | \$ -                 | \$ -                        | \$ -                                    |
|                                      | \$ -                                    | \$ -               | \$ -                      | \$ -                 | \$ -                        | \$ -                                    |
|                                      | \$ -                                    | \$ -               | \$ -                      | \$ -                 | \$ -                        | \$ -                                    |
|                                      | \$ -                                    | \$ -               | \$ -                      | \$ -                 | \$ -                        | \$ -                                    |
|                                      | \$ -                                    | \$ -               | \$ -                      | \$ -                 | \$ -                        | \$ -                                    |
|                                      | \$ -                                    | \$ -               | \$ -                      | \$ -                 | \$ -                        | \$ -                                    |
|                                      | \$ -                                    | \$ -               | \$ -                      | \$ -                 | \$ -                        | \$ -                                    |
|                                      | \$ -                                    | \$ -               | \$ -                      | \$ -                 | \$ -                        | \$ -                                    |
|                                      | \$ -                                    | \$ -               | \$ -                      | \$ -                 | \$ -                        | \$ -                                    |
|                                      | \$ -                                    | \$ -               | \$ -                      | \$ -                 | \$ -                        | \$ -                                    |
| <b>TOTAL INVESTMENTS</b>             | <b>\$ -</b>                             | <b>\$ -</b>        | <b>\$ -</b>               | <b>\$ -</b>          | <b>\$ -</b>                 | <b>\$ -</b>                             |

SINKING FUND ACCOUNTS COVERING THE PERIOD JULY 1, 2022, to JUNE 30, 2023  
 ESTIMATE OF NEEDS FOR 2023-2024

EXHIBIT "G"

| Schedule 10, Miscellaneous Revenue |  |
|------------------------------------|--|
| Source                             | 2022-2023 ACCOUNT<br>ACTUALLY<br>COLLECTED |
| <b>Ad Valorem Taxes</b>            |  |
| 9003, Back Year                    | \$ 13.49                                   |
| <b>Total for Ad Valorem Taxes</b>  | <b>\$ 13.49</b>                            |
| <b>TOTAL REVENUES FOR THE FUND</b> |  |
| <b>Grand Total Sinking Fund</b>    | <b>\$ 13.49</b>                            |

SINKING FUND ACCOUNTS COVERING THE PERIOD JULY 1, 2022, to JUNE 30, 2023  
ESTIMATE OF NEEDS FOR 2023-2024

EXHIBIT "G"

Page 35

| Schedule I, Detail of Bond and Coupon Indebtedness as of June 30, 2023 - Not Affecting Homesteads (New) |                     |                  |        |        |                 |          |      |
|---|---------------------|------------------|--------|--------|-----------------|----------|------|
| <b>PURPOSE OF BOND ISSUE:</b>   | County Sinking Fund |                  |        |        |                 | G-3001   |      |
| Date of Issue   |                     |                  |        |        |                 | 1/0/1900 |      |
| Date of Sale By Delivery  |                     |                  |        |        |                 | 1/0/1900 |      |
| <b>HOW AND WHEN BONDS MATURE</b>  |                     |                  |        |        |                 |          |      |
| Uniform Maturities:   |                     |                  |        |        |                 |          |      |
| Date Maturing Begins  |                     |                  |        |        |                 | 1/0/1900 |      |
| Amount of Each Uniform Maturity   |                     |                  |        |        |                 | \$ -     |      |
| Final Maturity Otherwise  |                     |                  |        |        |                 |          |      |
| Date of Final Maturity  |                     |                  |        |        |                 | 1/0/1900 |      |
| Amount of Final Maturity  |                     |                  |        |        |                 | \$ -     |      |
| <b>AMOUNT OF ORIGINAL ISSUE</b>   |                     |                  |        |        |                 |          |      |
| Cancelled, In Judgement Or Delayed For Final Levy Year  |                     |                  |        |        |                 |          |      |
|   |                     |                  |        |        |                 |          | \$ - |
| <b>Basis of Accruals Contemplated on Net Collections or Better in Anticipation:</b>                     |                     |                  |        |        |                 |          |      |
| Bond Issues Accruing By Tax Levy  |                     |                  |        |        |                 |          | \$ - |
| Years to Run  |                     |                  |        |        |                 | 1        |      |
| Normal Annual Accrual   |                     |                  |        |        |                 | \$ -     |      |
| Tax Years Run   |                     |                  |        |        |                 | 3        |      |
| Accrual Liability To Date   |                     |                  |        |        |                 | \$ -     |      |
| Deductions From Total Accruals:   |                     |                  |        |        |                 |          |      |
| Bonds Paid Prior To 6-30-2022   |                     |                  |        |        |                 | \$ -     |      |
| Bonds Paid During 2022-2023   |                     |                  |        |        |                 | \$ -     |      |
| Matured Bonds Unpaid  |                     |                  |        |        |                 | \$ -     |      |
| Balance of Accrual Liability  |                     |                  |        |        |                 | \$ -     |      |
| <b>TOTAL BONDS OUTSTANDING 6-30-2023:</b>   |                     |                  |        |        |                 |          |      |
| Matured   |                     |                  |        |        |                 | \$ -     |      |
| Unmatured   |                     |                  |        |        |                 | \$ -     |      |
| <b>Coupon Computation:</b>  |                     |                  |        |        |                 |          |      |
|   | Coupon Date         | Unmatured Amount | % Int. | Months | Interest Amount |          |      |
| Bonds and Coupons   | 01/01/00            | \$ -             | 0.00%  | 12     | \$ -            |          |      |
| Bonds and Coupons   | 01/01/00            | \$ -             | 0.00%  | 12     | \$ -            |          |      |
| Bonds and Coupons   | 01/01/00            | \$ -             | 0.00%  | 12     | \$ -            |          |      |
| Bonds and Coupons   | 01/01/00            | \$ -             | 0.00%  | 12     | \$ -            |          |      |
| Bonds and Coupons   | 01/01/00            | \$ -             | 0.00%  | 12     | \$ -            |          |      |
| Bonds and Coupons   | 01/01/00            | \$ -             | 0.00%  | 12     | \$ -            |          |      |
| Bonds and Coupons   | 01/01/00            | \$ -             | 0.00%  | 12     | \$ -            |          |      |
| Bonds and Coupons   | 01/01/00            | \$ -             | 0.00%  | 12     | \$ -            |          |      |
| Bonds and Coupons   | 01/01/00            | \$ -             | 0.00%  | 12     | \$ -            |          |      |
| Bonds and Coupons   | 01/01/00            | \$ -             | 0.00%  | 12     | \$ -            |          |      |
| <b>Requirement for Interest Earnings After Last Tax-Levy Year:</b>                                      |                     |                  |        |        |                 |          |      |
| Terminal Interest To Accrue   |                     |                  |        |        |                 |          | \$ - |
| Years to Run  |                     |                  |        |        |                 |          | 1    |
| Accrue Each Year  |                     |                  |        |        |                 |          | \$ - |
| Tax Years Run   |                     |                  |        |        |                 |          | 2    |
| Total Accrual To Date   |                     |                  |        |        |                 |          | \$ - |
| Current Interest Earnings Through 2023-2024   |                     |                  |        |        |                 |          | \$ - |
| Total Interest To Levy For 2023-2024  |                     |                  |        |        |                 |          | \$ - |
| <b>INTEREST COUPON ACCOUNT:</b>   |                     |                  |        |        |                 |          |      |
| Interest Earned But Unpaid 6-30-2022:   |                     |                  |        |        |                 |          |      |
| Matured   |                     |                  |        |        |                 |          | \$ - |
| Unmatured   |                     |                  |        |        |                 |          | \$ - |
| Interest Earnings 2022-2023:  |                     |                  |        |        |                 |          | \$ - |
| Coupons Paid Through 2022-2023:   |                     |                  |        |        |                 |          | \$ - |
| Interest Earned But Unpaid 6-30-2023:   |                     |                  |        |        |                 |          |      |
| Matured   |                     |                  |        |        |                 |          | \$ - |
| Unmatured   |                     |                  |        |        |                 |          | \$ - |

TOTAL OF INDUSTRIAL DEVELOPMENT BONDS COVERING THE PERIOD JULY 1, 2022 TO JUNE 30, 2023 Page 37  
ESTIMATE OF NEEDS FOR 2023-2024

**EXHIBIT "H" TOTALS**

| Schedule 1: Current Balance Sheet - June 30, 2023        |                    |
|--|--------------------|
| <b>ASSETS:</b>   |                    |
| Cash Balances  | \$ 4,979.38        |
| Investments  | \$ -               |
| <b>TOTAL ASSETS</b>                                      | <b>\$ 4,979.38</b> |
| <b>LIABILITIES AND RESERVES:</b>                         |                    |
| Warrants Outstanding                                     | \$ -               |
| Reserve for Interest on Warrants                         | \$ -               |
| Reserves From Schedule 3                                 | \$ 3,000.00        |
| <b>TOTAL LIABILITIES AND RESERVES</b>                    | <b>\$ 3,000.00</b> |
| <b>CASH FUND BALANCE JUNE 30, 2023</b>                   | <b>\$ 1,979.38</b> |
| <b>TOTAL LIABILITIES, RESERVES AND CASH FUND BALANCE</b> | <b>\$ 4,979.38</b> |

| Schedule 5: Industrial Development Bond Funds Balance Sheet of Current and All Prior Years |                    |             |
|--|--------------------|-------------|
| CURRENT AND ALL PRIOR YEARS  | 2022-23            | PRE-2022    |
| Cash Balance Reported to Excise Board June 30, 2022  | \$ -               | \$ -        |
| Opening Balance from Prior Year  | \$ -               | \$ -        |
| Cash Fund Balance Transferred Out  | \$ -               | \$ -        |
| Cash Fund Balance Transferred In   | \$ -               | \$ -        |
| <b>Adjusted Cash Balance</b>   | <b>\$ -</b>        | <b>\$ -</b> |
| Ad Valorem Tax Apportioned To Year In Caption  | \$ 4,979.38        | \$ -        |
| <b>Sources of Revenue</b>  |                    |             |
| 9000 Interest, Mortgage Tax  | \$ -               | \$ -        |
| 9100 Local Revenues  | \$ -               | \$ -        |
| 9200 State Revenues  | \$ -               | \$ -        |
| 9300 Federal Revenues  | \$ -               | \$ -        |
| 9400 Miscellaneous Revenues  | \$ -               | \$ -        |
| 9500 Special Assessments   | \$ -               | \$ -        |
| 9600 Other Revenues  | \$ -               | \$ -        |
| 9700 School Revenues   | \$ -               | \$ -        |
| All Other Non-Tax Revenues   | \$ -               | \$ -        |
| Sales Tax and Sales Tax Interest   | \$ -               | \$ -        |
| Cash Fund Balance Forward From Preceding Year  | \$ -               | \$ -        |
| Prior Expenditures Recovered   | \$ -               | \$ -        |
| <b>TOTAL RECEIPTS</b>  | <b>\$ 4,979.38</b> | <b>\$ -</b> |
| <b>TOTAL RECEIPTS AND BALANCE</b>  | <b>\$ 4,979.38</b> | <b>\$ -</b> |
| Warrants of Year in Caption  | \$ -               | \$ -        |
| Interest Paid Thereon  | \$ -               | \$ -        |
| <b>TOTAL DISBURSEMENTS</b>   | <b>\$ -</b>        | <b>\$ -</b> |
| <b>CASH BALANCE JUNE 30, 2023</b>  | <b>\$ 4,979.38</b> | <b>\$ -</b> |
| Reserve for Warrants Outstanding   | \$ -               | \$ -        |
| Reserve for Interest on Warrants   | \$ -               | \$ -        |
| Reserves From Schedule 8   | \$ 3,000.00        | \$ -        |
| <b>TOTAL LIABILITES AND RESERVE</b>  | <b>\$ 3,000.00</b> | <b>\$ -</b> |
| <b>DEFICIT:</b>  | <b>\$ -</b>        | <b>\$ -</b> |
| <b>CASH BALANCE FORWARD TO NEXT YEAR</b>   | <b>\$ 1,979.38</b> | <b>\$ -</b> |

| Schedule 9: Industrial Development Bond Funds Summary of Expenses |                                    |                    |                    |                                    |
|---|------------------------------------|--------------------|--------------------|------------------------------------|
| Total for Expenses  | Net Appropriations<br>July 1, 2023 | Warrants<br>Issued | Reserves           | Approved by<br>County Excise Board |
| 1100 Total Salaries   | \$ -                               | \$ -               | \$ -               | \$ -                               |
| 1200 Fringe Benefits  | \$ -                               | \$ -               | \$ -               | \$ -                               |
| 1300 Travel Related   | \$ -                               | \$ -               | \$ -               | \$ -                               |
| 2005 Total Maintenance & Operations                               | \$ -                               | \$ -               | \$ -               | \$ -                               |
| 4110 Machinery & Equipment, Capital Outlay                        | \$ 4,979.38                        | \$ -               | \$ 3,000.00        | \$ 1,979.38                        |
| All Other Expenses  | \$ -                               | \$ -               | \$ -               | \$ -                               |
| <b>TOTAL EXPENDITURES 2022-23 FISCAL YEAR</b>                     | <b>\$ 4,979.38</b>                 | <b>\$ -</b>        | <b>\$ 3,000.00</b> | <b>\$ 1,979.38</b>                 |

RURAL ROAD IMPROVEMENT COVERING THE PERIOD 7/1/2022 TO 6/30/2023  
ESTIMATE OF NEEDS FOR 2023-2024

RURAL ROAD IMPROVEMENT

H-4200

| Schedule I: Current Balance Sheet - June 30, 2023        |                    |
|--|--------------------|
| <b>ASSETS:</b>   |                    |
| Cash Balances  | \$ 4,979.38        |
| Investments  | \$ -               |
| <b>TOTAL ASSETS</b>                                      | <b>\$ 4,979.38</b> |
| <b>LIABILITIES AND RESERVES:</b>                         |                    |
| Warrants Outstanding                                     | \$ -               |
| Reserve for Interest on Warrants                         | \$ -               |
| Reserves From Schedule 3                                 | \$ 3,000.00        |
| <b>TOTAL LIABILITIES AND RESERVES</b>                    | <b>\$ 3,000.00</b> |
| <b>CASH FUND BALANCE JUNE 30, 2023</b>                   | <b>\$ 1,979.38</b> |
| <b>TOTAL LIABILITIES, RESERVES AND CASH FUND BALANCE</b> | <b>\$ 4,979.38</b> |

| Schedule 5: Rural Road Improvement Fund Balance Sheet of Current and All Prior Years |                    |             |
|--|--------------------|-------------|
| CURRENT AND ALL PRIOR YEARS  | 2022-23            | PRE-2022    |
| Cash Balance Reported to Excise Board June 30, 2022                                  | \$ -               | \$ -        |
| Opening Balance from Prior Year  | \$ -               | \$ -        |
| Cash Fund Balance Transferred Out  | \$ -               | \$ -        |
| Cash Fund Balance Transferred In   | \$ -               | \$ -        |
| <b>Adjusted Cash Balance</b>   | <b>\$ -</b>        | <b>\$ -</b> |
| Ad Valorem Tax Apportioned To Year In Caption  | \$ 4,979.38        | \$ -        |
| <b>Sources of Revenue</b>  |                    |             |
| 9000 Interest, Mortgage Tax  | \$ -               | \$ -        |
| 9100 Local Revenues  | \$ -               | \$ -        |
| 9200 State Revenues  | \$ -               | \$ -        |
| 9300 Federal Revenues  | \$ -               | \$ -        |
| 9400 Miscellaneous Revenues  | \$ -               | \$ -        |
| 9500 Special Assessments   | \$ -               | \$ -        |
| 9600 Other Revenues  | \$ -               | \$ -        |
| 9700 School Revenues   | \$ -               | \$ -        |
| All Other Non-Tax Revenues   | \$ -               | \$ -        |
| Sales Tax and Sales Tax Interest   | \$ -               | \$ -        |
| Cash Fund Balance Forward From Preceding Year  | \$ -               | \$ -        |
| Prior Expenditures Recovered   | \$ -               | \$ -        |
| <b>TOTAL RECEIPTS</b>  | <b>\$ 4,979.38</b> | <b>\$ -</b> |
| <b>TOTAL RECEIPTS AND BALANCE</b>  | <b>\$ 4,979.38</b> | <b>\$ -</b> |
| Warrants of Year in Caption  | \$ -               | \$ -        |
| Interest Paid Thereon  | \$ -               | \$ -        |
| <b>TOTAL DISBURSEMENTS</b>   | <b>\$ -</b>        | <b>\$ -</b> |
| <b>CASH BALANCE JUNE 30, 2023</b>  | <b>\$ 4,979.38</b> | <b>\$ -</b> |
| Reserve for Warrants Outstanding   | \$ -               | \$ -        |
| Reserve for Interest on Warrants   | \$ -               | \$ -        |
| Reserves From Schedule 8   | \$ 3,000.00        | \$ -        |
| <b>TOTAL LIABILITES AND RESERVE</b>  | <b>\$ 3,000.00</b> | <b>\$ -</b> |
| <b>DEFICIT:</b>  | <b>\$ -</b>        | <b>\$ -</b> |
| <b>CASH BALANCE FORWARD TO NEXT YEAR</b>   | <b>\$ 1,979.38</b> | <b>\$ -</b> |

| Schedule 9: Rural Road Improvement Fund Summary of Expenses |                                    |                    |                    |                                    |
|---|------------------------------------|--------------------|--------------------|------------------------------------|
| Total for Expenses  | Net Appropriations<br>July 1, 2023 | Warrants<br>Issued | Reserves           | Approved by<br>County Excise Board |
| 1100 Total Salaries   | \$ -                               | \$ -               | \$ -               | \$ -                               |
| 1200 Fringe Benefits  | \$ -                               | \$ -               | \$ -               | \$ -                               |
| 1300 Travel Related   | \$ -                               | \$ -               | \$ -               | \$ -                               |
| 2000 Total Maintenance & Operations                         | \$ -                               | \$ -               | \$ -               | \$ -                               |
| 4100 Total Machinery & Equipment, Capital Outlay            | \$ 4,979.38                        | \$ -               | \$ 3,000.00        | \$ 1,979.38                        |
| All Other Expenses  | \$ -                               | \$ -               | \$ -               | \$ -                               |
| <b>TOTAL EXPENDITURES 2022-23 FISCAL YEAR</b>               | <b>\$ 4,979.38</b>                 | <b>\$ -</b>        | <b>\$ 3,000.00</b> | <b>\$ 1,979.38</b>                 |

TOTAL OF SPECIAL REVENUE FUNDS COVERING THE PERIOD JULY 1, 2022 TO JUNE 30, 2023  
ESTIMATE OF NEEDS FOR 2023-2024

**EXHIBIT "I" TOTALS**

| Schedule 1: Current Balance Sheet - June 30, 2023        |                         |
|--|-------------------------|
| <b>ASSETS:</b>   |                         |
| Cash Balances  | \$ 15,216,277.32        |
| Investments  | \$ -                    |
| <b>TOTAL ASSETS</b>                                      | <b>\$ 15,216,277.32</b> |
| <b>LIABILITIES AND RESERVES:</b>                         |                         |
| Warrants Outstanding                                     | \$ 733,358.97           |
| Reserve for Interest on Warrants                         | \$ -                    |
| Reserves From Schedule 3                                 | \$ 3,615,849.77         |
| <b>TOTAL LIABILITIES AND RESERVES</b>                    | <b>\$ 4,349,208.74</b>  |
| <b>CASH FUND BALANCE JUNE 30, 2023</b>                   | <b>\$ 10,867,068.58</b> |
| <b>TOTAL LIABILITIES, RESERVES AND CASH FUND BALANCE</b> | <b>\$ 15,216,277.32</b> |

| Schedule 5: Special Revenue Funds Balance Sheet of Current and All Prior Years |                         |                        |
|--|-------------------------|------------------------|
| CURRENT AND ALL PRIOR YEARS  | 2022-23                 | PRE-2022               |
| Cash Balance Reported to Excise Board June 30, 2022                            | \$ -                    | \$ 17,641,131.26       |
| Opening Balance from Prior Year  | \$ 15,166,311.77        | \$ 15,166,311.77       |
| Cash Fund Balance Transferred Out  | \$ 36,405.00            | \$ -                   |
| Cash Fund Balance Transferred In   | \$ 100,000.30           | \$ -                   |
| <b>Adjusted Cash Balance</b>   | <b>\$ 15,229,907.07</b> | <b>\$ 2,474,819.49</b> |
| Ad Valorem Tax Apportioned To Year In Caption                                  | \$ 842,240.82           | \$ -                   |
| <b>Sources of Revenue</b>  |                         |                        |
| 9000 Interest, Mortgage Tax  | \$ 57,743.59            | \$ -                   |
| 9100 Local Revenues  | \$ 1,517,062.09         | \$ -                   |
| 9200 State Revenues  | \$ 668,222.32           | \$ -                   |
| 9300 Federal Revenues  | \$ -                    | \$ -                   |
| 9400 Miscellaneous Revenues  | \$ 1,229,992.07         | \$ -                   |
| 9500 Special Assessments   | \$ 292.07               | \$ -                   |
| 9600 Other Revenues  | \$ -                    | \$ -                   |
| 9700 School Revenues   | \$ -                    | \$ -                   |
| All Other Non-Tax Revenues   | \$ -                    | \$ -                   |
| Sales Tax and Sales Tax Interest   | \$ -                    | \$ -                   |
| Cash Fund Balance Forward From Preceding Year                                  | \$ 1,745,414.81         | \$ -                   |
| Prior Expenditures Recovered   | \$ -                    | \$ -                   |
| <b>TOTAL RECEIPTS</b>  | <b>\$ 6,060,967.77</b>  | <b>\$ -</b>            |
| <b>TOTAL RECEIPTS AND BALANCE</b>  | <b>\$ 21,290,874.84</b> | <b>\$ 2,474,819.49</b> |
| Warrants of Year in Caption  | \$ 6,074,597.52         | \$ 729,404.68          |
| Interest Paid Thereon  | \$ -                    | \$ -                   |
| <b>TOTAL DISBURSEMENTS</b>   | <b>\$ 6,074,597.52</b>  | <b>\$ 729,404.68</b>   |
| <b>CASH BALANCE JUNE 30, 2023</b>  | <b>\$ 15,216,277.32</b> | <b>\$ 1,745,414.81</b> |
| Reserve for Warrants Outstanding   | \$ 733,358.97           | \$ -                   |
| Reserve for Interest on Warrants   | \$ -                    | \$ -                   |
| Reserves From Schedule 8   | \$ 3,615,849.77         | \$ -                   |
| <b>TOTAL LIABILITES AND RESERVE</b>  | <b>\$ 4,349,208.74</b>  | <b>\$ -</b>            |
| <b>DEFICIT:</b>  | <b>\$ -</b>             | <b>\$ -</b>            |
| <b>CASH BALANCE FORWARD TO NEXT YEAR</b>                                       | <b>\$ 10,867,068.58</b> | <b>\$ 1,745,414.81</b> |

| Schedule 9: Special Revenue Funds Summary of Expenses |                                    |                        |                        |                                    |
|---|------------------------------------|------------------------|------------------------|------------------------------------|
| Total for Expenses                                    | Net Appropriations<br>July 1, 2023 | Warrants<br>Issued     | Reserves               | Approved by<br>County Excise Board |
| 1100 Total Salaries                                   | \$ 4,261,068.13                    | \$ 827,414.75          | \$ 47,550.99           | \$ 3,458,423.15                    |
| 1200 Fringe Benefits                                  | \$ -                               | \$ -                   | \$ -                   | \$ -                               |
| 1300 Travel Related                                   | \$ -                               | \$ -                   | \$ -                   | \$ -                               |
| 2005 Total Maintenance & Operations                   | \$ 8,368,663.23                    | \$ 1,965,260.59        | \$ 1,598,413.05        | \$ 4,910,510.08                    |
| 4110 Machinery & Equipment, Capital Outlay            | \$ 6,315,445.10                    | \$ 3,247,315.18        | \$ 1,756,413.68        | \$ 2,595,447.99                    |
| All Other Expenses                                    | \$ 1,692,374.43                    | \$ 767,965.97          | \$ 213,472.05          | \$ 753,826.50                      |
| <b>TOTAL EXPENDITURES 2022-23 FISCAL YEAR</b>         | <b>\$ 20,637,550.89</b>            | <b>\$ 6,807,956.49</b> | <b>\$ 3,615,849.77</b> | <b>\$ 11,718,207.72</b>            |



COUNTY BRIDGE AND ROAD IMPROVEMENT COVERING THE PERIOD 7/1/2022 TO 6/30/2023  
ESTIMATE OF NEEDS FOR 2023-2024

I-1103

COUNTY BRIDGE AND ROAD IMPROVEMENT

| Schedule 1: Current Balance Sheet - June 30, 2023        |                      |
|--|----------------------|
| <b>ASSETS:</b>   |                      |
| Cash Balances  | \$ 924,408.46        |
| Investments  | \$ -                 |
| <b>TOTAL ASSETS</b>                                      | <b>\$ 924,408.46</b> |
| <b>LIABILITIES AND RESERVES:</b>                         |                      |
| Warrants Outstanding                                     | \$ -                 |
| Reserve for Interest on Warrants                         | \$ -                 |
| Reserves From Schedule 3                                 | \$ 213,472.05        |
| <b>TOTAL LIABILITIES AND RESERVES</b>                    | <b>\$ 213,472.05</b> |
| <b>CASH FUND BALANCE JUNE 30, 2023</b>                   | <b>\$ 710,936.41</b> |
| <b>TOTAL LIABILITIES, RESERVES AND CASH FUND BALANCE</b> | <b>\$ 924,408.46</b> |

| Schedule 5: County Bridge And Road Improvement Fund Balance Sheet of Current and All Prior Years |                        |                      |
|--|------------------------|----------------------|
| CURRENT AND ALL PRIOR YEARS  | 2022-23                | PRE-2022             |
| Cash Balance Reported to Excise Board June 30, 2022  | \$ -                   | \$ 1,064,023.40      |
| Opening Balance from Prior Year  | \$ 939,137.80          | \$ 939,137.80        |
| Cash Fund Balance Transferred Out  | \$ -                   | \$ -                 |
| Cash Fund Balance Transferred In   | \$ -                   | \$ -                 |
| <b>Adjusted Cash Balance</b>   | <b>\$ 939,137.80</b>   | <b>\$ 124,885.60</b> |
| Ad Valorem Tax Apportioned To Year In Caption  | \$ -                   | \$ -                 |
| <b>Sources of Revenue</b>  |                        |                      |
| 9000 Interest, Mortgage Tax  | \$ -                   | \$ -                 |
| 9100 Local Revenues  | \$ -                   | \$ -                 |
| 9200 State Revenues  | \$ 668,222.32          | \$ -                 |
| 9300 Federal Revenues  | \$ -                   | \$ -                 |
| 9400 Miscellaneous Revenues  | \$ 4,124.22            | \$ -                 |
| 9500 Special Assessments   | \$ -                   | \$ -                 |
| 9600 Other Revenues  | \$ -                   | \$ -                 |
| 9700 School Revenues   | \$ -                   | \$ -                 |
| All Other Non-Tax Revenues   | \$ -                   | \$ -                 |
| Sales Tax and Sales Tax Interest   | \$ -                   | \$ -                 |
| Cash Fund Balance Forward From Preceding Year  | \$ 42,890.09           | \$ -                 |
| Prior Expenditures Recovered   | \$ -                   | \$ -                 |
| <b>TOTAL RECEIPTS</b>  | <b>\$ 715,236.63</b>   | <b>\$ -</b>          |
| <b>TOTAL RECEIPTS AND BALANCE</b>  | <b>\$ 1,654,374.43</b> | <b>\$ 124,885.60</b> |
| Warrants of Year in Caption  | \$ 729,965.97          | \$ 81,995.51         |
| Interest Paid Thereon  | \$ -                   | \$ -                 |
| <b>TOTAL DISBURSEMENTS</b>   | <b>\$ 729,965.97</b>   | <b>\$ 81,995.51</b>  |
| <b>CASH BALANCE JUNE 30, 2023</b>  | <b>\$ 924,408.46</b>   | <b>\$ 42,890.09</b>  |
| Reserve for Warrants Outstanding   | \$ -                   | \$ -                 |
| Reserve for Interest on Warrants   | \$ -                   | \$ -                 |
| Reserves From Schedule 8   | \$ 213,472.05          | \$ -                 |
| <b>TOTAL LIABILITES AND RESERVE</b>  | <b>\$ 213,472.05</b>   | <b>\$ -</b>          |
| <b>DEFICIT:</b>  | <b>\$ -</b>            | <b>\$ -</b>          |
| <b>CASH BALANCE FORWARD TO NEXT YEAR</b>   | <b>\$ 710,936.41</b>   | <b>\$ 42,890.09</b>  |

| Schedule 9: County Bridge And Road Improvement Fund Summary of Expenses |                                    |                      |                      |                                    |
|---|------------------------------------|----------------------|----------------------|------------------------------------|
| Total for Expenses  | Net Appropriations<br>July 1, 2023 | Warrants<br>Issued   | Reserves             | Approved by<br>County Excise Board |
| 1100 Total Salaries   | \$ -                               | \$ -                 | \$ -                 | \$ -                               |
| 1200 Fringe Benefits  | \$ -                               | \$ -                 | \$ -                 | \$ -                               |
| 1300 Travel Related   | \$ -                               | \$ -                 | \$ -                 | \$ -                               |
| 2000 Total Maintenance & Operations                                     | \$ -                               | \$ -                 | \$ -                 | \$ -                               |
| 4100 Total Machinery & Equipment, Capital Outlay                        | \$ -                               | \$ -                 | \$ -                 | \$ -                               |
| All Other Expenses  | \$ 1,654,374.43                    | \$ 729,965.97        | \$ 213,472.05        | \$ 753,826.50                      |
| <b>TOTAL EXPENDITURES 2022-23 FISCAL YEAR</b>                           | <b>\$ 1,654,374.43</b>             | <b>\$ 729,965.97</b> | <b>\$ 213,472.05</b> | <b>\$ 753,826.50</b>               |

911 PHONE FEES COVERING THE PERIOD 7/1/2022 TO 6/30/2023  
ESTIMATE OF NEEDS FOR 2023-2024

I-1201

911 PHONE FEES

| Schedule 1: Current Balance Sheet - June 30, 2023        |                      |
|--|----------------------|
| <b>ASSETS:</b>   |                      |
| Cash Balances  | \$ 298,274.16        |
| Investments  | \$ -                 |
| <b>TOTAL ASSETS</b>                                      | <b>\$ 298,274.16</b> |
| <b>LIABILITIES AND RESERVES:</b>                         |                      |
| Warrants Outstanding                                     | \$ 1,892.14          |
| Reserve for Interest on Warrants                         | \$ -                 |
| Reserves From Schedule 3                                 | \$ 5,786.47          |
| <b>TOTAL LIABILITIES AND RESERVES</b>                    | <b>\$ 7,678.61</b>   |
| <b>CASH FUND BALANCE JUNE 30, 2023</b>                   | <b>\$ 290,595.55</b> |
| <b>TOTAL LIABILITIES, RESERVES AND CASH FUND BALANCE</b> | <b>\$ 298,274.16</b> |

| Schedule 5: 911 Phone Fees Fund Balance Sheet of Current and All Prior Years |                      |                     |
|--|----------------------|---------------------|
| CURRENT AND ALL PRIOR YEARS  | 2022-23              | PRE-2022            |
| Cash Balance Reported to Excise Board June 30, 2022                          | \$ -                 | \$ 380,291.49       |
| Opening Balance from Prior Year  | \$ 368,816.32        | \$ 368,816.32       |
| Cash Fund Balance Transferred Out  | \$ -                 | \$ -                |
| Cash Fund Balance Transferred In   | \$ -                 | \$ -                |
| <b>Adjusted Cash Balance</b>   | <b>\$ 368,816.32</b> | <b>\$ 11,475.17</b> |
| Ad Valorem Tax Apportioned To Year In Caption                                | \$ -                 | \$ -                |
| <b>Sources of Revenue</b>  |                      |                     |
| 9000 Interest, Mortgage Tax  | \$ -                 | \$ -                |
| 9100 Local Revenues  | \$ 181,864.05        | \$ -                |
| 9200 State Revenues  | \$ -                 | \$ -                |
| 9300 Federal Revenues  | \$ -                 | \$ -                |
| 9400 Miscellaneous Revenues  | \$ 38,856.18         | \$ -                |
| 9500 Special Assessments   | \$ -                 | \$ -                |
| 9600 Other Revenues  | \$ -                 | \$ -                |
| 9700 School Revenues   | \$ -                 | \$ -                |
| All Other Non-Tax Revenues   | \$ -                 | \$ -                |
| Sales Tax and Sales Tax Interest   | \$ -                 | \$ -                |
| Cash Fund Balance Forward From Preceding Year                                | \$ 350.02            | \$ -                |
| Prior Expenditures Recovered   | \$ -                 | \$ -                |
| <b>TOTAL RECEIPTS</b>  | <b>\$ 221,070.25</b> | <b>\$ -</b>         |
| <b>TOTAL RECEIPTS AND BALANCE</b>  | <b>\$ 589,886.57</b> | <b>\$ 11,475.17</b> |
| Warrants of Year in Caption  | \$ 291,612.41        | \$ 11,125.15        |
| Interest Paid Thereon  | \$ -                 | \$ -                |
| <b>TOTAL DISBURSEMENTS</b>   | <b>\$ 291,612.41</b> | <b>\$ 11,125.15</b> |
| <b>CASH BALANCE JUNE 30, 2023</b>  | <b>\$ 298,274.16</b> | <b>\$ 350.02</b>    |
| Reserve for Warrants Outstanding   | \$ 1,892.14          | \$ -                |
| Reserve for Interest on Warrants   | \$ -                 | \$ -                |
| Reserves From Schedule 8   | \$ 5,786.47          | \$ -                |
| <b>TOTAL LIABILITES AND RESERVE</b>  | <b>\$ 7,678.61</b>   | <b>\$ -</b>         |
| <b>DEFICIT:</b>  | <b>\$ -</b>          | <b>\$ -</b>         |
| <b>CASH BALANCE FORWARD TO NEXT YEAR</b>                                     | <b>\$ 290,595.55</b> | <b>\$ 350.02</b>    |

| Schedule 9: 911 Phone Fees Fund Summary of Expenses |                                    |                      |                    |                                    |
|---|------------------------------------|----------------------|--------------------|------------------------------------|
| Total for Expenses                                  | Net Appropriations<br>July 1, 2023 | Warrants<br>Issued   | Reserves           | Approved by<br>County Excise Board |
| 1100 Total Salaries                                 | \$ 183,299.49                      | \$ 128,208.92        | \$ -               | \$ 55,090.57                       |
| 1200 Fringe Benefits                                | \$ -                               | \$ -                 | \$ -               | \$ -                               |
| 1300 Travel Related                                 | \$ -                               | \$ -                 | \$ -               | \$ -                               |
| 2000 Total Maintenance & Operations                 | \$ 390,844.54                      | \$ 165,295.63        | \$ 5,786.47        | \$ 220,112.44                      |
| 4100 Total Machinery & Equipment, Capital Outlay    | \$ -                               | \$ -                 | \$ -               | \$ -                               |
| All Other Expenses                                  | \$ -                               | \$ -                 | \$ -               | \$ -                               |
| <b>TOTAL EXPENDITURES 2022-23 FISCAL YEAR</b>       | <b>\$ 574,144.03</b>               | <b>\$ 293,504.55</b> | <b>\$ 5,786.47</b> | <b>\$ 275,203.01</b>               |

ASSESSOR REVOLVING FEE COVERING THE PERIOD 7/1/2022 TO 6/30/2023  
ESTIMATE OF NEEDS FOR 2023-2024

I-1204

ASSESSOR REVOLVING FEE

| Schedule 1: Current Balance Sheet - June 30, 2023        |                     |
|--|---------------------|
| <b>ASSETS:</b>   |                     |
| Cash Balances  | \$ 26,497.99        |
| Investments  | \$ -                |
| <b>TOTAL ASSETS</b>                                      | <b>\$ 26,497.99</b> |
| <b>LIABILITIES AND RESERVES:</b>                         |                     |
| Warrants Outstanding                                     | \$ -                |
| Reserve for Interest on Warrants                         | \$ -                |
| Reserves From Schedule 3                                 | \$ 2,743.75         |
| <b>TOTAL LIABILITIES AND RESERVES</b>                    | <b>\$ 2,743.75</b>  |
| <b>CASH FUND BALANCE JUNE 30, 2023</b>                   | <b>\$ 23,754.24</b> |
| <b>TOTAL LIABILITIES, RESERVES AND CASH FUND BALANCE</b> | <b>\$ 26,497.99</b> |

| Schedule 5: Assessor Revolving Fee Fund Balance Sheet of Current and All Prior Years |                      |                    |
|--|----------------------|--------------------|
| CURRENT AND ALL PRIOR YEARS  | 2022-23              | PRE-2022           |
| Cash Balance Reported to Excise Board June 30, 2022                                  | \$ -                 | \$ 40,232.72       |
| Opening Balance from Prior Year  | \$ 33,937.12         | \$ 33,937.12       |
| Cash Fund Balance Transferred Out  | \$ -                 | \$ -               |
| Cash Fund Balance Transferred In   | \$ 70,000.00         | \$ -               |
| <b>Adjusted Cash Balance</b>   | <b>\$ 103,937.12</b> | <b>\$ 6,295.60</b> |
| Ad Valorem Tax Apportioned To Year In Caption  | \$ -                 | \$ -               |
| <b>Sources of Revenue</b>  |                      |                    |
| 9000 Interest, Mortgage Tax  | \$ -                 | \$ -               |
| 9100 Local Revenues  | \$ 5,557.00          | \$ -               |
| 9200 State Revenues  | \$ -                 | \$ -               |
| 9300 Federal Revenues  | \$ -                 | \$ -               |
| 9400 Miscellaneous Revenues  | \$ -                 | \$ -               |
| 9500 Special Assessments   | \$ -                 | \$ -               |
| 9600 Other Revenues  | \$ -                 | \$ -               |
| 9700 School Revenues   | \$ -                 | \$ -               |
| All Other Non-Tax Revenues   | \$ -                 | \$ -               |
| Sales Tax and Sales Tax Interest   | \$ -                 | \$ -               |
| Cash Fund Balance Forward From Preceding Year  | \$ 3,282.53          | \$ -               |
| Prior Expenditures Recovered   | \$ -                 | \$ -               |
| <b>TOTAL RECEIPTS</b>  | <b>\$ 8,839.53</b>   | <b>\$ -</b>        |
| <b>TOTAL RECEIPTS AND BALANCE</b>  | <b>\$ 112,776.65</b> | <b>\$ 6,295.60</b> |
| Warrants of Year in Caption  | \$ 86,278.66         | \$ 3,013.07        |
| Interest Paid Thereon  | \$ -                 | \$ -               |
| <b>TOTAL DISBURSEMENTS</b>   | <b>\$ 86,278.66</b>  | <b>\$ 3,013.07</b> |
| <b>CASH BALANCE JUNE 30, 2023</b>  | <b>\$ 26,497.99</b>  | <b>\$ 3,282.53</b> |
| Reserve for Warrants Outstanding   | \$ -                 | \$ -               |
| Reserve for Interest on Warrants   | \$ -                 | \$ -               |
| Reserves From Schedule 8   | \$ 2,743.75          | \$ -               |
| <b>TOTAL LIABILITES AND RESERVE</b>  | <b>\$ 2,743.75</b>   | <b>\$ -</b>        |
| <b>DEFICIT:</b>  | <b>\$ -</b>          | <b>\$ -</b>        |
| <b>CASH BALANCE FORWARD TO NEXT YEAR</b>   | <b>\$ 23,754.24</b>  | <b>\$ 3,282.53</b> |

| Schedule 9: Assessor Revolving Fee Fund Summary of Expenses |                                    |                     |                    |                                    |
|---|------------------------------------|---------------------|--------------------|------------------------------------|
| Total for Expenses  | Net Appropriations<br>July 1, 2023 | Warrants<br>Issued  | Reserves           | Approved by<br>County Excise Board |
| 1100 Total Salaries   | \$ -                               | \$ -                | \$ -               | \$ -                               |
| 1200 Fringe Benefits  | \$ -                               | \$ -                | \$ -               | \$ -                               |
| 1300 Travel Related   | \$ -                               | \$ -                | \$ -               | \$ -                               |
| 2000 Total Maintenance & Operations                         | \$ 110,985.65                      | \$ 86,278.66        | \$ 2,743.75        | \$ 25,245.77                       |
| 4100 Total Machinery & Equipment, Capital Outlay            | \$ -                               | \$ -                | \$ -               | \$ -                               |
| All Other Expenses  | \$ -                               | \$ -                | \$ -               | \$ -                               |
| <b>TOTAL EXPENDITURES 2022-23 FISCAL YEAR</b>               | <b>\$ 110,985.65</b>               | <b>\$ 86,278.66</b> | <b>\$ 2,743.75</b> | <b>\$ 25,245.77</b>                |

COUNTY CLERK LIEN FEE COVERING THE PERIOD 7/1/2022 TO 6/30/2023  
ESTIMATE OF NEEDS FOR 2023-2024

I-1208

COUNTY CLERK LIEN FEE

| Schedule 1: Current Balance Sheet - June 30, 2023        |                      |
|--|----------------------|
| <b>ASSETS:</b>   |                      |
| Cash Balances  | \$ 394,723.95        |
| Investments  | \$ -                 |
| <b>TOTAL ASSETS</b>                                      | <b>\$ 394,723.95</b> |
| <b>LIABILITIES AND RESERVES:</b>                         |                      |
| Warrants Outstanding                                     | \$ -                 |
| Reserve for Interest on Warrants                         | \$ -                 |
| Reserves From Schedule 3                                 | \$ -                 |
| <b>TOTAL LIABILITIES AND RESERVES</b>                    | <b>\$ -</b>          |
| <b>CASH FUND BALANCE JUNE 30, 2023</b>                   | <b>\$ 394,723.95</b> |
| <b>TOTAL LIABILITIES, RESERVES AND CASH FUND BALANCE</b> | <b>\$ 394,723.95</b> |

| Schedule 5: County Clerk Lien Fee Fund Balance Sheet of Current and All Prior Years |                      |                  |
|---|----------------------|------------------|
| CURRENT AND ALL PRIOR YEARS   | 2022-23              | PRE-2022         |
| Cash Balance Reported to Excise Board June 30, 2022                                 | \$ -                 | \$ 370,047.19    |
| Opening Balance from Prior Year   | \$ 369,824.89        | \$ 369,824.89    |
| Cash Fund Balance Transferred Out   | \$ -                 | \$ -             |
| Cash Fund Balance Transferred In  | \$ -                 | \$ -             |
| <b>Adjusted Cash Balance</b>  | <b>\$ 369,824.89</b> | <b>\$ 222.30</b> |
| Ad Valorem Tax Apportioned To Year In Caption                                       | \$ -                 | \$ -             |
| <b>Sources of Revenue</b>   |                      |                  |
| 9000 Interest, Mortgage Tax   | \$ -                 | \$ -             |
| 9100 Local Revenues   | \$ 41,609.77         | \$ -             |
| 9200 State Revenues   | \$ -                 | \$ -             |
| 9300 Federal Revenues   | \$ -                 | \$ -             |
| 9400 Miscellaneous Revenues   | \$ -                 | \$ -             |
| 9500 Special Assessments  | \$ -                 | \$ -             |
| 9600 Other Revenues   | \$ -                 | \$ -             |
| 9700 School Revenues  | \$ -                 | \$ -             |
| All Other Non-Tax Revenues  | \$ -                 | \$ -             |
| Sales Tax and Sales Tax Interest  | \$ -                 | \$ -             |
| Cash Fund Balance Forward From Preceding Year                                       | \$ 222.30            | \$ -             |
| Prior Expenditures Recovered  | \$ -                 | \$ -             |
| <b>TOTAL RECEIPTS</b>   | <b>\$ 41,832.07</b>  | <b>\$ -</b>      |
| <b>TOTAL RECEIPTS AND BALANCE</b>   | <b>\$ 411,656.96</b> | <b>\$ 222.30</b> |
| Warrants of Year in Caption   | \$ 16,933.01         | \$ -             |
| Interest Paid Thereon   | \$ -                 | \$ -             |
| <b>TOTAL DISBURSEMENTS</b>  | <b>\$ 16,933.01</b>  | <b>\$ -</b>      |
| <b>CASH BALANCE JUNE 30, 2023</b>   | <b>\$ 394,723.95</b> | <b>\$ 222.30</b> |
| Reserve for Warrants Outstanding  | \$ -                 | \$ -             |
| Reserve for Interest on Warrants  | \$ -                 | \$ -             |
| Reserves From Schedule 8  | \$ -                 | \$ -             |
| <b>TOTAL LIABILITES AND RESERVE</b>   | <b>\$ -</b>          | <b>\$ -</b>      |
| <b>DEFICIT:</b>   | <b>\$ -</b>          | <b>\$ -</b>      |
| <b>CASH BALANCE FORWARD TO NEXT YEAR</b>  | <b>\$ 394,723.95</b> | <b>\$ 222.30</b> |

| Schedule 9: County Clerk Lien Fee Fund Summary of Expenses |                                    |                     |             |                                    |
|--|------------------------------------|---------------------|-------------|------------------------------------|
| Total for Expenses   | Net Appropriations<br>July 1, 2023 | Warrants<br>Issued  | Reserves    | Approved by<br>County Excise Board |
| 1100 Total Salaries  | \$ -                               | \$ -                | \$ -        | \$ -                               |
| 1200 Fringe Benefits                                       | \$ -                               | \$ -                | \$ -        | \$ -                               |
| 1300 Travel Related  | \$ -                               | \$ -                | \$ -        | \$ -                               |
| 2000 Total Maintenance & Operations                        | \$ 366,478.70                      | \$ 16,933.01        | \$ -        | \$ 349,767.99                      |
| 4100 Total Machinery & Equipment, Capital Outlay           | \$ -                               | \$ -                | \$ -        | \$ -                               |
| All Other Expenses   | \$ -                               | \$ -                | \$ -        | \$ -                               |
| <b>TOTAL EXPENDITURES 2022-23 FISCAL YEAR</b>              | <b>\$ 366,478.70</b>               | <b>\$ 16,933.01</b> | <b>\$ -</b> | <b>\$ 349,767.99</b>               |

I-1209

## COUNTY CLERK RECORDS MANAGEMENT AND PRESERVATION

| Schedule 1: Current Balance Sheet - June 30, 2023        |                      |
|--|----------------------|
| <b>ASSETS:</b>   |                      |
| Cash Balances  | \$ 670,958.50        |
| Investments  | \$ -                 |
| <b>TOTAL ASSETS</b>                                      | <b>\$ 670,958.50</b> |
| <b>LIABILITIES AND RESERVES:</b>                         |                      |
| Warrants Outstanding                                     | \$ -                 |
| Reserve for Interest on Warrants                         | \$ -                 |
| Reserves From Schedule 3                                 | \$ 7,670.50          |
| <b>TOTAL LIABILITIES AND RESERVES</b>                    | <b>\$ 7,670.50</b>   |
| <b>CASH FUND BALANCE JUNE 30, 2023</b>                   | <b>\$ 663,288.00</b> |
| <b>TOTAL LIABILITIES, RESERVES AND CASH FUND BALANCE</b> | <b>\$ 670,958.50</b> |

| Schedule 5: County Clerk Records Management And Preservation Fund Balance Sheet of Current and All Prior Years |                      |                    |
|--|----------------------|--------------------|
| CURRENT AND ALL PRIOR YEARS  | 2022-23              | PRE-2022           |
| Cash Balance Reported to Excise Board June 30, 2022  | \$ -                 | \$ 585,226.64      |
| Opening Balance from Prior Year  | \$ 580,051.64        | \$ 580,051.64      |
| Cash Fund Balance Transferred Out  | \$ -                 | \$ -               |
| Cash Fund Balance Transferred In   | \$ -                 | \$ -               |
| <b>Adjusted Cash Balance</b>   | <b>\$ 580,051.64</b> | <b>\$ 5,175.00</b> |
| Ad Valorem Tax Apportioned To Year In Caption  | \$ -                 | \$ -               |
| <b>Sources of Revenue</b>  |                      |                    |
| 9000 Interest, Mortgage Tax  | \$ -                 | \$ -               |
| 9100 Local Revenues  | \$ 151,150.00        | \$ -               |
| 9200 State Revenues  | \$ -                 | \$ -               |
| 9300 Federal Revenues  | \$ -                 | \$ -               |
| 9400 Miscellaneous Revenues  | \$ -                 | \$ -               |
| 9500 Special Assessments   | \$ -                 | \$ -               |
| 9600 Other Revenues  | \$ -                 | \$ -               |
| 9700 School Revenues   | \$ -                 | \$ -               |
| All Other Non-Tax Revenues   | \$ -                 | \$ -               |
| Sales Tax and Sales Tax Interest   | \$ -                 | \$ -               |
| Cash Fund Balance Forward From Preceding Year  | \$ 3,807.00          | \$ -               |
| Prior Expenditures Recovered   | \$ -                 | \$ -               |
| <b>TOTAL RECEIPTS</b>  | <b>\$ 154,957.00</b> | <b>\$ -</b>        |
| <b>TOTAL RECEIPTS AND BALANCE</b>  | <b>\$ 735,008.64</b> | <b>\$ 5,175.00</b> |
| Warrants of Year in Caption  | \$ 64,050.14         | \$ 1,368.00        |
| Interest Paid Thereon  | \$ -                 | \$ -               |
| <b>TOTAL DISBURSEMENTS</b>   | <b>\$ 64,050.14</b>  | <b>\$ 1,368.00</b> |
| <b>CASH BALANCE JUNE 30, 2023</b>  | <b>\$ 670,958.50</b> | <b>\$ 3,807.00</b> |
| Reserve for Warrants Outstanding   | \$ -                 | \$ -               |
| Reserve for Interest on Warrants   | \$ -                 | \$ -               |
| Reserves From Schedule 8   | \$ 7,670.50          | \$ -               |
| <b>TOTAL LIABILITES AND RESERVE</b>  | <b>\$ 7,670.50</b>   | <b>\$ -</b>        |
| <b>DEFICIT:</b>  | <b>\$ -</b>          | <b>\$ -</b>        |
| <b>CASH BALANCE FORWARD TO NEXT YEAR</b>   | <b>\$ 663,288.00</b> | <b>\$ 3,807.00</b> |

| Schedule 9: County Clerk Records Management And Preservation Fund Summary of Expenses |                                    |                     |                    |                                    |
|---|------------------------------------|---------------------|--------------------|------------------------------------|
| Total for Expenses  | Net Appropriations<br>July 1, 2023 | Warrants<br>Issued  | Reserves           | Approved by<br>County Excise Board |
| 1100 Total Salaries   | \$ 28,739.70                       | \$ 7,729.73         | \$ -               | \$ 21,009.97                       |
| 1200 Fringe Benefits  | \$ -                               | \$ -                | \$ -               | \$ -                               |
| 1300 Travel Related   | \$ -                               | \$ -                | \$ -               | \$ -                               |
| 2000 Total Maintenance & Operations   | \$ 692,088.94                      | \$ 56,320.41        | \$ 7,670.50        | \$ 631,905.03                      |
| 4100 Total Machinery & Equipment, Capital Outlay                                      | \$ -                               | \$ -                | \$ -               | \$ -                               |
| All Other Expenses  | \$ -                               | \$ -                | \$ -               | \$ -                               |
| <b>TOTAL EXPENDITURES 2022-23 FISCAL YEAR</b>   | <b>\$ 720,828.64</b>               | <b>\$ 64,050.14</b> | <b>\$ 7,670.50</b> | <b>\$ 652,915.00</b>               |

COURT CLERK PAYROLL COVERING THE PERIOD 7/1/2022 TO 6/30/2023  
ESTIMATE OF NEEDS FOR 2023-2024

I-1211

COURT CLERK PAYROLL

| Schedule 1: Current Balance Sheet - June 30, 2023        |                     |
|--|---------------------|
| <b>ASSETS:</b>   |                     |
| Cash Balances  | \$ 13,541.07        |
| Investments  | \$ -                |
| <b>TOTAL ASSETS</b>                                      | <b>\$ 13,541.07</b> |
| <b>LIABILITIES AND RESERVES:</b>                         |                     |
| Warrants Outstanding                                     | \$ 5,577.76         |
| Reserve for Interest on Warrants                         | \$ -                |
| Reserves From Schedule 3                                 | \$ -                |
| <b>TOTAL LIABILITIES AND RESERVES</b>                    | <b>\$ 5,577.76</b>  |
| <b>CASH FUND BALANCE JUNE 30, 2023</b>                   | <b>\$ 7,963.31</b>  |
| <b>TOTAL LIABILITIES, RESERVES AND CASH FUND BALANCE</b> | <b>\$ 13,541.07</b> |

| Schedule 5: Court Clerk Payroll Fund Balance Sheet of Current and All Prior Years |                      |                    |
|---|----------------------|--------------------|
| CURRENT AND ALL PRIOR YEARS   | 2022-23              | PRE-2022           |
| Cash Balance Reported to Excise Board June 30, 2022                               | \$ -                 | \$ 11,350.21       |
| Opening Balance from Prior Year   | \$ 8,575.84          | \$ 8,575.84        |
| Cash Fund Balance Transferred Out   | \$ -                 | \$ -               |
| Cash Fund Balance Transferred In  | \$ -                 | \$ -               |
| <b>Adjusted Cash Balance</b>  | <b>\$ 8,575.84</b>   | <b>\$ 2,774.37</b> |
| Ad Valorem Tax Apportioned To Year In Caption                                     | \$ -                 | \$ -               |
| <b>Sources of Revenue</b>   |                      |                    |
| 9000 Interest, Mortgage Tax   | \$ -                 | \$ -               |
| 9100 Local Revenues   | \$ -                 | \$ -               |
| 9200 State Revenues   | \$ -                 | \$ -               |
| 9300 Federal Revenues   | \$ -                 | \$ -               |
| 9400 Miscellaneous Revenues   | \$ 208,067.74        | \$ -               |
| 9500 Special Assessments  | \$ -                 | \$ -               |
| 9600 Other Revenues   | \$ -                 | \$ -               |
| 9700 School Revenues  | \$ -                 | \$ -               |
| All Other Non-Tax Revenues  | \$ -                 | \$ -               |
| Sales Tax and Sales Tax Interest  | \$ -                 | \$ -               |
| Cash Fund Balance Forward From Preceding Year                                     | \$ -                 | \$ -               |
| Prior Expenditures Recovered  | \$ -                 | \$ -               |
| <b>TOTAL RECEIPTS</b>   | <b>\$ 208,067.74</b> | <b>\$ -</b>        |
| <b>TOTAL RECEIPTS AND BALANCE</b>   | <b>\$ 216,643.58</b> | <b>\$ 2,774.37</b> |
| Warrants of Year in Caption   | \$ 203,102.51        | \$ 2,774.37        |
| Interest Paid Thereon   | \$ -                 | \$ -               |
| <b>TOTAL DISBURSEMENTS</b>  | <b>\$ 203,102.51</b> | <b>\$ 2,774.37</b> |
| <b>CASH BALANCE JUNE 30, 2023</b>   | <b>\$ 13,541.07</b>  | <b>\$ -</b>        |
| Reserve for Warrants Outstanding  | \$ 5,577.76          | \$ -               |
| Reserve for Interest on Warrants  | \$ -                 | \$ -               |
| Reserves From Schedule 8  | \$ -                 | \$ -               |
| <b>TOTAL LIABILITES AND RESERVE</b>   | <b>\$ 5,577.76</b>   | <b>\$ -</b>        |
| <b>DEFICIT:</b>   | <b>\$ -</b>          | <b>\$ -</b>        |
| <b>CASH BALANCE FORWARD TO NEXT YEAR</b>  | <b>\$ 7,963.31</b>   | <b>\$ -</b>        |

| Schedule 9: Court Clerk Payroll Fund Summary of Expenses |                                    |                      |             |                                    |
|--|------------------------------------|----------------------|-------------|------------------------------------|
| Total for Expenses                                       | Net Appropriations<br>July 1, 2023 | Warrants<br>Issued   | Reserves    | Approved by<br>County Excise Board |
| 1100 Total Salaries                                      | \$ 208,862.98                      | \$ 208,680.27        | \$ -        | \$ 182.71                          |
| 1200 Fringe Benefits                                     | \$ -                               | \$ -                 | \$ -        | \$ -                               |
| 1300 Travel Related                                      | \$ -                               | \$ -                 | \$ -        | \$ -                               |
| 2000 Total Maintenance & Operations                      | \$ -                               | \$ -                 | \$ -        | \$ -                               |
| 4100 Total Machinery & Equipment, Capital Outlay         | \$ -                               | \$ -                 | \$ -        | \$ -                               |
| All Other Expenses                                       | \$ -                               | \$ -                 | \$ -        | \$ -                               |
| <b>TOTAL EXPENDITURES 2022-23 FISCAL YEAR</b>            | <b>\$ 208,862.98</b>               | <b>\$ 208,680.27</b> | <b>\$ -</b> | <b>\$ 182.71</b>                   |

EMERGENCY MANAGEMENT COVERING THE PERIOD 7/1/2022 TO 6/30/2023  
ESTIMATE OF NEEDS FOR 2023-2024

EMERGENCY MANAGEMENT

I-1212

| Schedule 1: Current Balance Sheet - June 30, 2023        |                    |
|--|--------------------|
| <b>ASSETS:</b>   |                    |
| Cash Balances  | \$ 2,050.16        |
| Investments  | \$ -               |
| <b>TOTAL ASSETS</b>                                      | <b>\$ 2,050.16</b> |
| <b>LIABILITIES AND RESERVES:</b>                         |                    |
| Warrants Outstanding                                     | \$ -               |
| Reserve for Interest on Warrants                         | \$ -               |
| Reserves From Schedule 3                                 | \$ -               |
| <b>TOTAL LIABILITIES AND RESERVES</b>                    | <b>\$ -</b>        |
| <b>CASH FUND BALANCE JUNE 30, 2023</b>                   | <b>\$ 2,050.16</b> |
| <b>TOTAL LIABILITIES, RESERVES AND CASH FUND BALANCE</b> | <b>\$ 2,050.16</b> |

| Schedule 5: Emergency Management Fund Balance Sheet of Current and All Prior Years |                    |                    |
|--|--------------------|--------------------|
| CURRENT AND ALL PRIOR YEARS  | 2022-23            | PRE-2022           |
| Cash Balance Reported to Excise Board June 30, 2022                                | \$ -               | \$ 2,050.16        |
| Opening Balance from Prior Year  | \$ -               | \$ -               |
| Cash Fund Balance Transferred Out  | \$ -               | \$ -               |
| Cash Fund Balance Transferred In   | \$ -               | \$ -               |
| <b>Adjusted Cash Balance</b>   | <b>\$ -</b>        | <b>\$ 2,050.16</b> |
| Ad Valorem Tax Apportioned To Year In Caption                                      | \$ -               | \$ -               |
| <b>Sources of Revenue</b>  |                    |                    |
| 9000 Interest, Mortgage Tax  | \$ -               | \$ -               |
| 9100 Local Revenues  | \$ -               | \$ -               |
| 9200 State Revenues  | \$ -               | \$ -               |
| 9300 Federal Revenues  | \$ -               | \$ -               |
| 9400 Miscellaneous Revenues  | \$ -               | \$ -               |
| 9500 Special Assessments   | \$ -               | \$ -               |
| 9600 Other Revenues  | \$ -               | \$ -               |
| 9700 School Revenues   | \$ -               | \$ -               |
| All Other Non-Tax Revenues   | \$ -               | \$ -               |
| Sales Tax and Sales Tax Interest   | \$ -               | \$ -               |
| Cash Fund Balance Forward From Preceding Year                                      | \$ 2,050.16        | \$ -               |
| Prior Expenditures Recovered   | \$ -               | \$ -               |
| <b>TOTAL RECEIPTS</b>  | <b>\$ 2,050.16</b> | <b>\$ -</b>        |
| <b>TOTAL RECEIPTS AND BALANCE</b>  | <b>\$ 2,050.16</b> | <b>\$ 2,050.16</b> |
| Warrants of Year in Caption  | \$ -               | \$ -               |
| Interest Paid Thereon  | \$ -               | \$ -               |
| <b>TOTAL DISBURSEMENTS</b>   | <b>\$ -</b>        | <b>\$ -</b>        |
| <b>CASH BALANCE JUNE 30, 2023</b>  | <b>\$ 2,050.16</b> | <b>\$ 2,050.16</b> |
| Reserve for Warrants Outstanding   | \$ -               | \$ -               |
| Reserve for Interest on Warrants   | \$ -               | \$ -               |
| Reserves From Schedule 8   | \$ -               | \$ -               |
| <b>TOTAL LIABILITES AND RESERVE</b>  | <b>\$ -</b>        | <b>\$ -</b>        |
| <b>DEFICIT:</b>  | <b>\$ -</b>        | <b>\$ -</b>        |
| <b>CASH BALANCE FORWARD TO NEXT YEAR</b>   | <b>\$ 2,050.16</b> | <b>\$ 2,050.16</b> |

| Schedule 9: Emergency Management Fund Summary of Expenses |                                    |                    |             |                                    |
|---|------------------------------------|--------------------|-------------|------------------------------------|
| Total for Expenses  | Net Appropriations<br>July 1, 2023 | Warrants<br>Issued | Reserves    | Approved by<br>County Excise Board |
| 1100 Total Salaries                                       | \$ -                               | \$ -               | \$ -        | \$ -                               |
| 1200 Fringe Benefits                                      | \$ -                               | \$ -               | \$ -        | \$ -                               |
| 1300 Travel Related                                       | \$ -                               | \$ -               | \$ -        | \$ -                               |
| 2000 Total Maintenance & Operations                       | \$ 2,050.16                        | \$ -               | \$ -        | \$ 2,050.16                        |
| 4100 Total Machinery & Equipment, Capital Outlay          | \$ -                               | \$ -               | \$ -        | \$ -                               |
| All Other Expenses  | \$ -                               | \$ -               | \$ -        | \$ -                               |
| <b>TOTAL EXPENDITURES 2022-23 FISCAL YEAR</b>             | <b>\$ 2,050.16</b>                 | <b>\$ -</b>        | <b>\$ -</b> | <b>\$ 2,050.16</b>                 |

FLOOD PLAIN COVERING THE PERIOD 7/1/2022 TO 6/30/2023  
ESTIMATE OF NEEDS FOR 2023-2024

I-1213

FLOOD PLAIN

| Schedule 1: Current Balance Sheet - June 30, 2023        |                    |
|--|--------------------|
| <b>ASSETS:</b>   |                    |
| Cash Balances  | \$ 6,604.23        |
| Investments  | \$ -               |
| <b>TOTAL ASSETS</b>                                      | <b>\$ 6,604.23</b> |
| <b>LIABILITIES AND RESERVES:</b>                         |                    |
| Warrants Outstanding                                     | \$ -               |
| Reserve for Interest on Warrants                         | \$ -               |
| Reserves From Schedule 3                                 | \$ -               |
| <b>TOTAL LIABILITIES AND RESERVES</b>                    | <b>\$ -</b>        |
| <b>CASH FUND BALANCE JUNE 30, 2023</b>                   | <b>\$ 6,604.23</b> |
| <b>TOTAL LIABILITIES, RESERVES AND CASH FUND BALANCE</b> | <b>\$ 6,604.23</b> |

| Schedule 5: Flood Plain Fund Balance Sheet of Current and All Prior Years |                    |                    |
|---|--------------------|--------------------|
| CURRENT AND ALL PRIOR YEARS   | 2022-23            | PRE-2022           |
| Cash Balance Reported to Excise Board June 30, 2022                       | \$ -               | \$ 8,005.75        |
| Opening Balance from Prior Year   | \$ -               | \$ -               |
| Cash Fund Balance Transferred Out   | \$ -               | \$ -               |
| Cash Fund Balance Transferred In  | \$ -               | \$ -               |
| <b>Adjusted Cash Balance</b>  | <b>\$ -</b>        | <b>\$ 8,005.75</b> |
| Ad Valorem Tax Apportioned To Year In Caption                             | \$ -               | \$ -               |
| <b>Sources of Revenue</b>   |                    |                    |
| 9000 Interest, Mortgage Tax   | \$ -               | \$ -               |
| 9100 Local Revenues   | \$ 400.00          | \$ -               |
| 9200 State Revenues   | \$ -               | \$ -               |
| 9300 Federal Revenues   | \$ -               | \$ -               |
| 9400 Miscellaneous Revenues   | \$ -               | \$ -               |
| 9500 Special Assessments  | \$ -               | \$ -               |
| 9600 Other Revenues   | \$ -               | \$ -               |
| 9700 School Revenues  | \$ -               | \$ -               |
| All Other Non-Tax Revenues  | \$ -               | \$ -               |
| Sales Tax and Sales Tax Interest  | \$ -               | \$ -               |
| Cash Fund Balance Forward From Preceding Year                             | \$ 8,005.75        | \$ -               |
| Prior Expenditures Recovered  | \$ -               | \$ -               |
| <b>TOTAL RECEIPTS</b>   | <b>\$ 8,405.75</b> | <b>\$ -</b>        |
| <b>TOTAL RECEIPTS AND BALANCE</b>   | <b>\$ 8,405.75</b> | <b>\$ 8,005.75</b> |
| Warrants of Year in Caption   | \$ 1,801.52        | \$ -               |
| Interest Paid Thereon   | \$ -               | \$ -               |
| <b>TOTAL DISBURSEMENTS</b>  | <b>\$ 1,801.52</b> | <b>\$ -</b>        |
| <b>CASH BALANCE JUNE 30, 2023</b>   | <b>\$ 6,604.23</b> | <b>\$ 8,005.75</b> |
| Reserve for Warrants Outstanding  | \$ -               | \$ -               |
| Reserve for Interest on Warrants  | \$ -               | \$ -               |
| Reserves From Schedule 8  | \$ -               | \$ -               |
| <b>TOTAL LIABILITES AND RESERVE</b>                                       | <b>\$ -</b>        | <b>\$ -</b>        |
| <b>DEFICIT:</b>   | <b>\$ -</b>        | <b>\$ -</b>        |
| <b>CASH BALANCE FORWARD TO NEXT YEAR</b>                                  | <b>\$ 6,604.23</b> | <b>\$ 8,005.75</b> |

| Schedule 9: Flood Plain Fund Summary of Expenses |                                    |                    |             |                                    |
|--|------------------------------------|--------------------|-------------|------------------------------------|
| Total for Expenses                               | Net Appropriations<br>July 1, 2023 | Warrants<br>Issued | Reserves    | Approved by<br>County Excise Board |
| 1100 Total Salaries                              | \$ -                               | \$ -               | \$ -        | \$ -                               |
| 1200 Fringe Benefits                             | \$ -                               | \$ -               | \$ -        | \$ -                               |
| 1300 Travel Related                              | \$ -                               | \$ -               | \$ -        | \$ -                               |
| 2000 Total Maintenance & Operations              | \$ 8,405.75                        | \$ 1,801.52        | \$ -        | \$ 6,604.23                        |
| 4100 Total Machinery & Equipment, Capital Outlay | \$ -                               | \$ -               | \$ -        | \$ -                               |
| All Other Expenses                               | \$ -                               | \$ -               | \$ -        | \$ -                               |
| <b>TOTAL EXPENDITURES 2022-23 FISCAL YEAR</b>    | <b>\$ 8,405.75</b>                 | <b>\$ 1,801.52</b> | <b>\$ -</b> | <b>\$ 6,604.23</b>                 |



FREE FAIR BOARD COVERING THE PERIOD 7/1/2022 TO 6/30/2023  
ESTIMATE OF NEEDS FOR 2023-2024

FREE FAIR BOARD

I-1214

| Schedule 1: Current Balance Sheet - June 30, 2023        |                      |
|--|----------------------|
| <b>ASSETS:</b>   |                      |
| Cash Balances  | \$ 245,005.61        |
| Investments  | \$ -                 |
| <b>TOTAL ASSETS</b>                                      | <b>\$ 245,005.61</b> |
| <b>LIABILITIES AND RESERVES:</b>                         |                      |
| Warrants Outstanding                                     | \$ 14,000.00         |
| Reserve for Interest on Warrants                         | \$ -                 |
| Reserves From Schedule 3                                 | \$ 225,919.71        |
| <b>TOTAL LIABILITIES AND RESERVES</b>                    | <b>\$ 239,919.71</b> |
| <b>CASH FUND BALANCE JUNE 30, 2023</b>                   | <b>\$ 5,085.90</b>   |
| <b>TOTAL LIABILITIES, RESERVES AND CASH FUND BALANCE</b> | <b>\$ 245,005.61</b> |

| Schedule 5: Free Fair Board Fund Balance Sheet of Current and All Prior Years |                      |                     |
|---|----------------------|---------------------|
| CURRENT AND ALL PRIOR YEARS   | 2022-23              | PRE-2022            |
| Cash Balance Reported to Excise Board June 30, 2022                           | \$ -                 | \$ 74,537.23        |
| Opening Balance from Prior Year   | \$ 58,489.19         | \$ 58,489.19        |
| Cash Fund Balance Transferred Out   | \$ -                 | \$ -                |
| Cash Fund Balance Transferred In  | \$ -                 | \$ -                |
| <b>Adjusted Cash Balance</b>  | <b>\$ 58,489.19</b>  | <b>\$ 16,048.04</b> |
| Ad Valorem Tax Apportioned To Year In Caption                                 | \$ -                 | \$ -                |
| <b>Sources of Revenue</b>   |                      |                     |
| 9000 Interest, Mortgage Tax   | \$ -                 | \$ -                |
| 9100 Local Revenues   | \$ 185,332.50        | \$ -                |
| 9200 State Revenues   | \$ -                 | \$ -                |
| 9300 Federal Revenues   | \$ -                 | \$ -                |
| 9400 Miscellaneous Revenues   | \$ -                 | \$ -                |
| 9500 Special Assessments  | \$ -                 | \$ -                |
| 9600 Other Revenues   | \$ -                 | \$ -                |
| 9700 School Revenues  | \$ -                 | \$ -                |
| All Other Non-Tax Revenues  | \$ -                 | \$ -                |
| Sales Tax and Sales Tax Interest  | \$ -                 | \$ -                |
| Cash Fund Balance Forward From Preceding Year                                 | \$ 1,514.00          | \$ -                |
| Prior Expenditures Recovered  | \$ -                 | \$ -                |
| <b>TOTAL RECEIPTS</b>   | <b>\$ 186,846.50</b> | <b>\$ -</b>         |
| <b>TOTAL RECEIPTS AND BALANCE</b>   | <b>\$ 245,335.69</b> | <b>\$ 16,048.04</b> |
| Warrants of Year in Caption   | \$ 330.08            | \$ 14,534.04        |
| Interest Paid Thereon   | \$ -                 | \$ -                |
| <b>TOTAL DISBURSEMENTS</b>  | <b>\$ 330.08</b>     | <b>\$ 14,534.04</b> |
| <b>CASH BALANCE JUNE 30, 2023</b>   | <b>\$ 245,005.61</b> | <b>\$ 1,514.00</b>  |
| Reserve for Warrants Outstanding  | \$ 14,000.00         | \$ -                |
| Reserve for Interest on Warrants  | \$ -                 | \$ -                |
| Reserves From Schedule 8  | \$ 225,919.71        | \$ -                |
| <b>TOTAL LIABILITES AND RESERVE</b>   | <b>\$ 239,919.71</b> | <b>\$ -</b>         |
| <b>DEFICIT:</b>   | <b>\$ -</b>          | <b>\$ -</b>         |
| <b>CASH BALANCE FORWARD TO NEXT YEAR</b>                                      | <b>\$ 5,085.90</b>   | <b>\$ 1,514.00</b>  |

| Schedule 9: Free Fair Board Fund Summary of Expenses |                                    |                     |                      |                                    |
|--|------------------------------------|---------------------|----------------------|------------------------------------|
| Total for Expenses                                   | Net Appropriations<br>July 1, 2023 | Warrants<br>Issued  | Reserves             | Approved by<br>County Excise Board |
| 1100 Total Salaries                                  | \$ -                               | \$ -                | \$ -                 | \$ -                               |
| 1200 Fringe Benefits                                 | \$ -                               | \$ -                | \$ -                 | \$ -                               |
| 1300 Travel Related                                  | \$ -                               | \$ -                | \$ -                 | \$ -                               |
| 2000 Total Maintenance & Operations                  | \$ 245,335.69                      | \$ 14,330.08        | \$ 225,919.71        | \$ 6,599.90                        |
| 4100 Total Machinery & Equipment, Capital Outlay     | \$ -                               | \$ -                | \$ -                 | \$ -                               |
| All Other Expenses                                   | \$ -                               | \$ -                | \$ -                 | \$ -                               |
| <b>TOTAL EXPENDITURES 2022-23 FISCAL YEAR</b>        | <b>\$ 245,335.69</b>               | <b>\$ 14,330.08</b> | <b>\$ 225,919.71</b> | <b>\$ 6,599.90</b>                 |

JUVENILE DETENTION COVERING THE PERIOD 7/1/2022 TO 6/30/2023  
ESTIMATE OF NEEDS FOR 2023-2024

I-1217

JUVENILE DETENTION

| Schedule 1: Current Balance Sheet - June 30, 2023        |                      |
|--|----------------------|
| <b>ASSETS:</b>   |                      |
| Cash Balances  | \$ 184,593.40        |
| Investments  | \$ -                 |
| <b>TOTAL ASSETS</b>                                      | <b>\$ 184,593.40</b> |
| <b>LIABILITIES AND RESERVES:</b>                         |                      |
| Warrants Outstanding                                     | \$ -                 |
| Reserve for Interest on Warrants                         | \$ -                 |
| Reserves From Schedule 3                                 | \$ -                 |
| <b>TOTAL LIABILITIES AND RESERVES</b>                    | <b>\$ -</b>          |
| <b>CASH FUND BALANCE JUNE 30, 2023</b>                   | <b>\$ 184,593.40</b> |
| <b>TOTAL LIABILITIES, RESERVES AND CASH FUND BALANCE</b> | <b>\$ 184,593.40</b> |

| Schedule 5: Juvenile Detention Fund Balance Sheet of Current and All Prior Years |                      |                      |
|--|----------------------|----------------------|
| CURRENT AND ALL PRIOR YEARS  | 2022-23              | PRE-2022             |
| Cash Balance Reported to Excise Board June 30, 2022                              | \$ -                 | \$ 173,493.40        |
| Opening Balance from Prior Year  | \$ -                 | \$ -                 |
| Cash Fund Balance Transferred Out  | \$ -                 | \$ -                 |
| Cash Fund Balance Transferred In   | \$ -                 | \$ -                 |
| <b>Adjusted Cash Balance</b>   | <b>\$ -</b>          | <b>\$ 173,493.40</b> |
| Ad Valorem Tax Apportioned To Year In Caption                                    | \$ -                 | \$ -                 |
| <b>Sources of Revenue</b>  |                      |                      |
| 9000 Interest, Mortgage Tax  | \$ -                 | \$ -                 |
| 9100 Local Revenues  | \$ -                 | \$ -                 |
| 9200 State Revenues  | \$ -                 | \$ -                 |
| 9300 Federal Revenues  | \$ -                 | \$ -                 |
| 9400 Miscellaneous Revenues  | \$ 11,100.00         | \$ -                 |
| 9500 Special Assessments   | \$ -                 | \$ -                 |
| 9600 Other Revenues  | \$ -                 | \$ -                 |
| 9700 School Revenues   | \$ -                 | \$ -                 |
| All Other Non-Tax Revenues   | \$ -                 | \$ -                 |
| Sales Tax and Sales Tax Interest   | \$ -                 | \$ -                 |
| Cash Fund Balance Forward From Preceding Year                                    | \$ 173,493.40        | \$ -                 |
| Prior Expenditures Recovered   | \$ -                 | \$ -                 |
| <b>TOTAL RECEIPTS</b>  | <b>\$ 184,593.40</b> | <b>\$ -</b>          |
| <b>TOTAL RECEIPTS AND BALANCE</b>  | <b>\$ 184,593.40</b> | <b>\$ 173,493.40</b> |
| Warrants of Year in Caption  | \$ -                 | \$ -                 |
| Interest Paid Thereon  | \$ -                 | \$ -                 |
| <b>TOTAL DISBURSEMENTS</b>   | <b>\$ -</b>          | <b>\$ -</b>          |
| <b>CASH BALANCE JUNE 30, 2023</b>  | <b>\$ 184,593.40</b> | <b>\$ 173,493.40</b> |
| Reserve for Warrants Outstanding   | \$ -                 | \$ -                 |
| Reserve for Interest on Warrants   | \$ -                 | \$ -                 |
| Reserves From Schedule 8   | \$ -                 | \$ -                 |
| <b>TOTAL LIABILITES AND RESERVE</b>  | <b>\$ -</b>          | <b>\$ -</b>          |
| <b>DEFICIT:</b>  | <b>\$ -</b>          | <b>\$ -</b>          |
| <b>CASH BALANCE FORWARD TO NEXT YEAR</b>   | <b>\$ 184,593.40</b> | <b>\$ 173,493.40</b> |

| Schedule 9: Juvenile Detention Fund Summary of Expenses |                                    |                    |             |                                    |
|---|------------------------------------|--------------------|-------------|------------------------------------|
| Total for Expenses                                      | Net Appropriations<br>July 1, 2023 | Warrants<br>Issued | Reserves    | Approved by<br>County Excise Board |
| 1100 Total Salaries                                     | \$ -                               | \$ -               | \$ -        | \$ -                               |
| 1200 Fringe Benefits                                    | \$ -                               | \$ -               | \$ -        | \$ -                               |
| 1300 Travel Related                                     | \$ -                               | \$ -               | \$ -        | \$ -                               |
| 2000 Total Maintenance & Operations                     | \$ -                               | \$ -               | \$ -        | \$ -                               |
| 4100 Total Machinery & Equipment, Capital Outlay        | \$ -                               | \$ -               | \$ -        | \$ -                               |
| All Other Expenses                                      | \$ -                               | \$ -               | \$ -        | \$ -                               |
| <b>TOTAL EXPENDITURES 2022-23 FISCAL YEAR</b>           | <b>\$ -</b>                        | <b>\$ -</b>        | <b>\$ -</b> | <b>\$ -</b>                        |

PLANNING AND ZONING COVERING THE PERIOD 7/1/2022 TO 6/30/2023  
ESTIMATE OF NEEDS FOR 2023-2024

I-1219

PLANNING AND ZONING

| Schedule 1: Current Balance Sheet - June 30, 2023        |                     |
|--|---------------------|
| <b>ASSETS:</b>   |                     |
| Cash Balances  | \$ 98,662.48        |
| Investments  | \$ -                |
| <b>TOTAL ASSETS</b>                                      | <b>\$ 98,662.48</b> |
| <b>LIABILITIES AND RESERVES:</b>                         |                     |
| Warrants Outstanding                                     | \$ -                |
| Reserve for Interest on Warrants                         | \$ -                |
| Reserves From Schedule 3                                 | \$ 17,932.03        |
| <b>TOTAL LIABILITIES AND RESERVES</b>                    | <b>\$ 17,932.03</b> |
| <b>CASH FUND BALANCE JUNE 30, 2023</b>                   | <b>\$ 80,730.45</b> |
| <b>TOTAL LIABILITIES, RESERVES AND CASH FUND BALANCE</b> | <b>\$ 98,662.48</b> |

| Schedule 5: Planning And Zoning Fund Balance Sheet of Current and All Prior Years |                      |                    |
|---|----------------------|--------------------|
| CURRENT AND ALL PRIOR YEARS   | 2022-23              | PRE-2022           |
| Cash Balance Reported to Excise Board June 30, 2022                               | \$ -                 | \$ 73,716.04       |
| Opening Balance from Prior Year   | \$ 70,222.32         | \$ 70,222.32       |
| Cash Fund Balance Transferred Out   | \$ -                 | \$ -               |
| Cash Fund Balance Transferred In  | \$ -                 | \$ -               |
| <b>Adjusted Cash Balance</b>  | <b>\$ 70,222.32</b>  | <b>\$ 3,493.72</b> |
| Ad Valorem Tax Apportioned To Year In Caption                                     | \$ -                 | \$ -               |
| <b>Sources of Revenue</b>   |                      |                    |
| 9000 Interest, Mortgage Tax   | \$ -                 | \$ -               |
| 9100 Local Revenues   | \$ 39,809.21         | \$ -               |
| 9200 State Revenues   | \$ -                 | \$ -               |
| 9300 Federal Revenues   | \$ -                 | \$ -               |
| 9400 Miscellaneous Revenues   | \$ -                 | \$ -               |
| 9500 Special Assessments  | \$ -                 | \$ -               |
| 9600 Other Revenues   | \$ -                 | \$ -               |
| 9700 School Revenues  | \$ -                 | \$ -               |
| All Other Non-Tax Revenues  | \$ -                 | \$ -               |
| Sales Tax and Sales Tax Interest  | \$ -                 | \$ -               |
| Cash Fund Balance Forward From Preceding Year                                     | \$ 2,775.70          | \$ -               |
| Prior Expenditures Recovered  | \$ -                 | \$ -               |
| <b>TOTAL RECEIPTS</b>   | <b>\$ 42,584.91</b>  | <b>\$ -</b>        |
| <b>TOTAL RECEIPTS AND BALANCE</b>   | <b>\$ 112,807.23</b> | <b>\$ 3,493.72</b> |
| Warrants of Year in Caption   | \$ 14,144.75         | \$ 718.02          |
| Interest Paid Thereon   | \$ -                 | \$ -               |
| <b>TOTAL DISBURSEMENTS</b>  | <b>\$ 14,144.75</b>  | <b>\$ 718.02</b>   |
| <b>CASH BALANCE JUNE 30, 2023</b>   | <b>\$ 98,662.48</b>  | <b>\$ 2,775.70</b> |
| Reserve for Warrants Outstanding  | \$ -                 | \$ -               |
| Reserve for Interest on Warrants  | \$ -                 | \$ -               |
| Reserves From Schedule 8  | \$ 17,932.03         | \$ -               |
| <b>TOTAL LIABILITES AND RESERVE</b>   | <b>\$ 17,932.03</b>  | <b>\$ -</b>        |
| <b>DEFICIT:</b>   | <b>\$ -</b>          | <b>\$ -</b>        |
| <b>CASH BALANCE FORWARD TO NEXT YEAR</b>  | <b>\$ 80,730.45</b>  | <b>\$ 2,775.70</b> |

| Schedule 9: Planning And Zoning Fund Summary of Expenses |                                    |                     |                     |                                    |
|--|------------------------------------|---------------------|---------------------|------------------------------------|
| Total for Expenses                                       | Net Appropriations<br>July 1, 2023 | Warrants<br>Issued  | Reserves            | Approved by<br>County Excise Board |
| 1100 Total Salaries                                      | \$ -                               | \$ -                | \$ -                | \$ -                               |
| 1200 Fringe Benefits                                     | \$ -                               | \$ -                | \$ -                | \$ -                               |
| 1300 Travel Related                                      | \$ -                               | \$ -                | \$ -                | \$ -                               |
| 2000 Total Maintenance & Operations                      | \$ 110,850.23                      | \$ 14,144.75        | \$ 17,932.03        | \$ 81,549.15                       |
| 4100 Total Machinery & Equipment, Capital Outlay         | \$ -                               | \$ -                | \$ -                | \$ -                               |
| All Other Expenses                                       | \$ -                               | \$ -                | \$ -                | \$ -                               |
| <b>TOTAL EXPENDITURES 2022-23 FISCAL YEAR</b>            | <b>\$ 110,850.23</b>               | <b>\$ 14,144.75</b> | <b>\$ 17,932.03</b> | <b>\$ 81,549.15</b>                |

RESALE PROPERTY COVERING THE PERIOD 7/1/2022 TO 6/30/2023  
ESTIMATE OF NEEDS FOR 2023-2024

I-1220

RESALE PROPERTY

| Schedule 1: Current Balance Sheet - June 30, 2023        |                        |
|--|------------------------|
| <b>ASSETS:</b>   |                        |
| Cash Balances  | \$ 2,756,714.03        |
| Investments  | \$ -                   |
| <b>TOTAL ASSETS</b>                                      | <b>\$ 2,756,714.03</b> |
| <b>LIABILITIES AND RESERVES:</b>                         |                        |
| Warrants Outstanding                                     | \$ 7,538.03            |
| Reserve for Interest on Warrants                         | \$ -                   |
| Reserves From Schedule 3                                 | \$ 76,218.69           |
| <b>TOTAL LIABILITIES AND RESERVES</b>                    | <b>\$ 83,756.72</b>    |
| <b>CASH FUND BALANCE JUNE 30, 2023</b>                   | <b>\$ 2,672,957.31</b> |
| <b>TOTAL LIABILITIES, RESERVES AND CASH FUND BALANCE</b> | <b>\$ 2,756,714.03</b> |

| Schedule 5: Resale Property Fund Balance Sheet of Current and All Prior Years |                        |                     |
|---|------------------------|---------------------|
| CURRENT AND ALL PRIOR YEARS   | 2022-23                | PRE-2022            |
| Cash Balance Reported to Excise Board June 30, 2022                           | \$ -                   | \$ 2,359,815.75     |
| Opening Balance from Prior Year   | \$ 2,309,414.31        | \$ 2,309,414.31     |
| Cash Fund Balance Transferred Out   | \$ 6,405.00            | \$ -                |
| Cash Fund Balance Transferred In  | \$ 0.30                | \$ -                |
| <b>Adjusted Cash Balance</b>  | <b>\$ 2,303,009.61</b> | <b>\$ 50,401.44</b> |
| Ad Valorem Tax Apportioned To Year In Caption                                 | \$ 842,240.82          | \$ -                |
| <b>Sources of Revenue</b>   |                        |                     |
| 9000 Interest, Mortgage Tax   | \$ -                   | \$ -                |
| 9100 Local Revenues   | \$ -                   | \$ -                |
| 9200 State Revenues   | \$ -                   | \$ -                |
| 9300 Federal Revenues   | \$ -                   | \$ -                |
| 9400 Miscellaneous Revenues   | \$ 37,195.62           | \$ -                |
| 9500 Special Assessments  | \$ 292.07              | \$ -                |
| 9600 Other Revenues   | \$ -                   | \$ -                |
| 9700 School Revenues  | \$ -                   | \$ -                |
| All Other Non-Tax Revenues  | \$ -                   | \$ -                |
| Sales Tax and Sales Tax Interest  | \$ -                   | \$ -                |
| Cash Fund Balance Forward From Preceding Year                                 | \$ 35,859.63           | \$ -                |
| Prior Expenditures Recovered  | \$ -                   | \$ -                |
| <b>TOTAL RECEIPTS</b>   | <b>\$ 915,588.14</b>   | <b>\$ -</b>         |
| <b>TOTAL RECEIPTS AND BALANCE</b>   | <b>\$ 3,218,597.75</b> | <b>\$ 50,401.44</b> |
| Warrants of Year in Caption   | \$ 461,883.72          | \$ 14,541.81        |
| Interest Paid Thereon   | \$ -                   | \$ -                |
| <b>TOTAL DISBURSEMENTS</b>  | <b>\$ 461,883.72</b>   | <b>\$ 14,541.81</b> |
| <b>CASH BALANCE JUNE 30, 2023</b>   | <b>\$ 2,756,714.03</b> | <b>\$ 35,859.63</b> |
| Reserve for Warrants Outstanding  | \$ 7,538.03            | \$ -                |
| Reserve for Interest on Warrants  | \$ -                   | \$ -                |
| Reserves From Schedule 8  | \$ 76,218.69           | \$ -                |
| <b>TOTAL LIABILITES AND RESERVE</b>   | <b>\$ 83,756.72</b>    | <b>\$ -</b>         |
| <b>DEFICIT:</b>   | <b>\$ -</b>            | <b>\$ -</b>         |
| <b>CASH BALANCE FORWARD TO NEXT YEAR</b>                                      | <b>\$ 2,672,957.31</b> | <b>\$ 35,859.63</b> |

| Schedule 9: Resale Property Fund Summary of Expenses |                                    |                      |                     |                                    |
|--|------------------------------------|----------------------|---------------------|------------------------------------|
| Total for Expenses                                   | Net Appropriations<br>July 1, 2023 | Warrants<br>Issued   | Reserves            | Approved by<br>County Excise Board |
| 1100 Total Salaries                                  | \$ 333,772.32                      | \$ 136,838.65        | \$ -                | \$ 198,408.11                      |
| 1200 Fringe Benefits                                 | \$ -                               | \$ -                 | \$ -                | \$ -                               |
| 1300 Travel Related                                  | \$ -                               | \$ -                 | \$ -                | \$ -                               |
| 2000 Total Maintenance & Operations                  | \$ 2,739,391.04                    | \$ 332,583.10        | \$ 76,218.69        | \$ 2,364,974.44                    |
| 4100 Total Machinery & Equipment, Capital Outlay     | \$ -                               | \$ -                 | \$ -                | \$ -                               |
| All Other Expenses                                   | \$ -                               | \$ -                 | \$ -                | \$ -                               |
| <b>TOTAL EXPENDITURES 2022-23 FISCAL YEAR</b>        | <b>\$ 3,073,163.36</b>             | <b>\$ 469,421.75</b> | <b>\$ 76,218.69</b> | <b>\$ 2,563,382.55</b>             |

SHERIFF COMMISSARY COVERING THE PERIOD 7/1/2022 TO 6/30/2023  
ESTIMATE OF NEEDS FOR 2023-2024

I-1223

SHERIFF COMMISSARY

| Schedule 1: Current Balance Sheet - June 30, 2023        |                      |
|--|----------------------|
| <b>ASSETS:</b>   |                      |
| Cash Balances  | \$ 287,642.09        |
| Investments  | \$ -                 |
| <b>TOTAL ASSETS</b>                                      | <b>\$ 287,642.09</b> |
| <b>LIABILITIES AND RESERVES:</b>                         |                      |
| Warrants Outstanding                                     | \$ 4,312.13          |
| Reserve for Interest on Warrants                         | \$ -                 |
| Reserves From Schedule 3                                 | \$ 54,941.05         |
| <b>TOTAL LIABILITIES AND RESERVES</b>                    | <b>\$ 59,253.18</b>  |
| <b>CASH FUND BALANCE JUNE 30, 2023</b>                   | <b>\$ 228,388.91</b> |
| <b>TOTAL LIABILITIES, RESERVES AND CASH FUND BALANCE</b> | <b>\$ 287,642.09</b> |

| Schedule 5: Sheriff Commissary Fund Balance Sheet of Current and All Prior Years |                      |                    |
|--|----------------------|--------------------|
| CURRENT AND ALL PRIOR YEARS  | 2022-23              | PRE-2022           |
| Cash Balance Reported to Excise Board June 30, 2022                              | \$ -                 | \$ 251,845.25      |
| Opening Balance from Prior Year  | \$ 244,700.25        | \$ 244,700.25      |
| Cash Fund Balance Transferred Out  | \$ -                 | \$ -               |
| Cash Fund Balance Transferred In   | \$ -                 | \$ -               |
| <b>Adjusted Cash Balance</b>   | <b>\$ 244,700.25</b> | <b>\$ 7,145.00</b> |
| Ad Valorem Tax Apportioned To Year In Caption                                    | \$ -                 | \$ -               |
| <b>Sources of Revenue</b>  |                      |                    |
| 9000 Interest, Mortgage Tax  | \$ -                 | \$ -               |
| 9100 Local Revenues  | \$ -                 | \$ -               |
| 9200 State Revenues  | \$ -                 | \$ -               |
| 9300 Federal Revenues  | \$ -                 | \$ -               |
| 9400 Miscellaneous Revenues  | \$ 240,580.31        | \$ -               |
| 9500 Special Assessments   | \$ -                 | \$ -               |
| 9600 Other Revenues  | \$ -                 | \$ -               |
| 9700 School Revenues   | \$ -                 | \$ -               |
| All Other Non-Tax Revenues   | \$ -                 | \$ -               |
| Sales Tax and Sales Tax Interest   | \$ -                 | \$ -               |
| Cash Fund Balance Forward From Preceding Year                                    | \$ 1,632.29          | \$ -               |
| Prior Expenditures Recovered   | \$ -                 | \$ -               |
| <b>TOTAL RECEIPTS</b>  | <b>\$ 242,212.60</b> | <b>\$ -</b>        |
| <b>TOTAL RECEIPTS AND BALANCE</b>  | <b>\$ 486,912.85</b> | <b>\$ 7,145.00</b> |
| Warrants of Year in Caption  | \$ 199,270.76        | \$ 5,512.71        |
| Interest Paid Thereon  | \$ -                 | \$ -               |
| <b>TOTAL DISBURSEMENTS</b>   | <b>\$ 199,270.76</b> | <b>\$ 5,512.71</b> |
| <b>CASH BALANCE JUNE 30, 2023</b>  | <b>\$ 287,642.09</b> | <b>\$ 1,632.29</b> |
| Reserve for Warrants Outstanding   | \$ 4,312.13          | \$ -               |
| Reserve for Interest on Warrants   | \$ -                 | \$ -               |
| Reserves From Schedule 8   | \$ 54,941.05         | \$ -               |
| <b>TOTAL LIABILITES AND RESERVE</b>  | <b>\$ 59,253.18</b>  | <b>\$ -</b>        |
| <b>DEFICIT:</b>  | <b>\$ -</b>          | <b>\$ -</b>        |
| <b>CASH BALANCE FORWARD TO NEXT YEAR</b>   | <b>\$ 228,388.91</b> | <b>\$ 1,632.29</b> |

| Schedule 9: Sheriff Commissary Fund Summary of Expenses |                                    |                      |                     |                                    |
|---|------------------------------------|----------------------|---------------------|------------------------------------|
| Total for Expenses                                      | Net Appropriations<br>July 1, 2023 | Warrants<br>Issued   | Reserves            | Approved by<br>County Excise Board |
| 1100 Total Salaries                                     | \$ -                               | \$ -                 | \$ -                | \$ -                               |
| 1200 Fringe Benefits                                    | \$ -                               | \$ -                 | \$ -                | \$ -                               |
| 1300 Travel Related                                     | \$ -                               | \$ -                 | \$ -                | \$ -                               |
| 2000 Total Maintenance & Operations                     | \$ 464,283.27                      | \$ 203,582.89        | \$ 54,941.05        | \$ 207,391.62                      |
| 4100 Total Machinery & Equipment, Capital Outlay        | \$ -                               | \$ -                 | \$ -                | \$ -                               |
| All Other Expenses                                      | \$ -                               | \$ -                 | \$ -                | \$ -                               |
| <b>TOTAL EXPENDITURES 2022-23 FISCAL YEAR</b>           | <b>\$ 464,283.27</b>               | <b>\$ 203,582.89</b> | <b>\$ 54,941.05</b> | <b>\$ 207,391.62</b>               |

SHERIFF SERVICE FEE COVERING THE PERIOD 7/1/2022 TO 6/30/2023  
ESTIMATE OF NEEDS FOR 2023-2024

I-1226

SHERIFF SERVICE FEE

| Schedule 1: Current Balance Sheet - June 30, 2023        |                        |
|--|------------------------|
| <b>ASSETS:</b>   |                        |
| Cash Balances  | \$ 1,075,321.12        |
| Investments  | \$ -                   |
| <b>TOTAL ASSETS</b>                                      | <b>\$ 1,075,321.12</b> |
| <b>LIABILITIES AND RESERVES:</b>                         |                        |
| Warrants Outstanding                                     | \$ 11,500.06           |
| Reserve for Interest on Warrants                         | \$ -                   |
| Reserves From Schedule 3                                 | \$ 143,088.98          |
| <b>TOTAL LIABILITIES AND RESERVES</b>                    | <b>\$ 154,589.04</b>   |
| <b>CASH FUND BALANCE JUNE 30, 2023</b>                   | <b>\$ 920,732.08</b>   |
| <b>TOTAL LIABILITIES, RESERVES AND CASH FUND BALANCE</b> | <b>\$ 1,075,321.12</b> |

| Schedule 5: Sheriff Service Fee Fund Balance Sheet of Current and All Prior Years |                        |                      |
|---|------------------------|----------------------|
| CURRENT AND ALL PRIOR YEARS   | 2022-23                | PRE-2022             |
| Cash Balance Reported to Excise Board June 30, 2022                               | \$ -                   | \$ 1,047,389.28      |
| Opening Balance from Prior Year   | \$ 930,503.91          | \$ 930,503.91        |
| Cash Fund Balance Transferred Out   | \$ 30,000.00           | \$ -                 |
| Cash Fund Balance Transferred In  | \$ -                   | \$ -                 |
| <b>Adjusted Cash Balance</b>  | <b>\$ 900,503.91</b>   | <b>\$ 116,885.37</b> |
| Ad Valorem Tax Apportioned To Year In Caption                                     | \$ -                   | \$ -                 |
| <b>Sources of Revenue</b>   |                        |                      |
| 9000 Interest, Mortgage Tax   | \$ -                   | \$ -                 |
| 9100 Local Revenues   | \$ 911,339.56          | \$ -                 |
| 9200 State Revenues   | \$ -                   | \$ -                 |
| 9300 Federal Revenues   | \$ -                   | \$ -                 |
| 9400 Miscellaneous Revenues   | \$ 448,952.42          | \$ -                 |
| 9500 Special Assessments  | \$ -                   | \$ -                 |
| 9600 Other Revenues   | \$ -                   | \$ -                 |
| 9700 School Revenues  | \$ -                   | \$ -                 |
| All Other Non-Tax Revenues  | \$ -                   | \$ -                 |
| Sales Tax and Sales Tax Interest  | \$ -                   | \$ -                 |
| Cash Fund Balance Forward From Preceding Year                                     | \$ 57,551.48           | \$ -                 |
| Prior Expenditures Recovered  | \$ -                   | \$ -                 |
| <b>TOTAL RECEIPTS</b>   | <b>\$ 1,417,843.46</b> | <b>\$ -</b>          |
| <b>TOTAL RECEIPTS AND BALANCE</b>   | <b>\$ 2,318,347.37</b> | <b>\$ 116,885.37</b> |
| Warrants of Year in Caption   | \$ 1,243,026.25        | \$ 59,333.89         |
| Interest Paid Thereon   | \$ -                   | \$ -                 |
| <b>TOTAL DISBURSEMENTS</b>  | <b>\$ 1,243,026.25</b> | <b>\$ 59,333.89</b>  |
| <b>CASH BALANCE JUNE 30, 2023</b>   | <b>\$ 1,075,321.12</b> | <b>\$ 57,551.48</b>  |
| Reserve for Warrants Outstanding  | \$ 11,500.06           | \$ -                 |
| Reserve for Interest on Warrants  | \$ -                   | \$ -                 |
| Reserves From Schedule 8  | \$ 143,088.98          | \$ -                 |
| <b>TOTAL LIABILITES AND RESERVE</b>   | <b>\$ 154,589.04</b>   | <b>\$ -</b>          |
| <b>DEFICIT:</b>   | <b>\$ -</b>            | <b>\$ -</b>          |
| <b>CASH BALANCE FORWARD TO NEXT YEAR</b>  | <b>\$ 920,732.08</b>   | <b>\$ 57,551.48</b>  |

| Schedule 9: Sheriff Service Fee Fund Summary of Expenses |                                    |                        |                      |                                    |
|--|------------------------------------|------------------------|----------------------|------------------------------------|
| Total for Expenses                                       | Net Appropriations<br>July 1, 2023 | Warrants<br>Issued     | Reserves             | Approved by<br>County Excise Board |
| 1100 Total Salaries                                      | \$ 253,079.22                      | \$ 188,870.07          | \$ -                 | \$ 64,209.15                       |
| 1200 Fringe Benefits                                     | \$ -                               | \$ -                   | \$ -                 | \$ -                               |
| 1300 Travel Related                                      | \$ -                               | \$ -                   | \$ -                 | \$ -                               |
| 2000 Total Maintenance & Operations                      | \$ 1,918,987.89                    | \$ 1,065,656.24        | \$ 143,088.98        | \$ 767,794.15                      |
| 4100 Total Machinery & Equipment, Capital Outlay         | \$ 7,309.53                        | \$ -                   | \$ -                 | \$ 7,309.53                        |
| All Other Expenses                                       | \$ -                               | \$ -                   | \$ -                 | \$ -                               |
| <b>TOTAL EXPENDITURES 2022-23 FISCAL YEAR</b>            | <b>\$ 2,179,376.64</b>             | <b>\$ 1,254,526.31</b> | <b>\$ 143,088.98</b> | <b>\$ 839,312.83</b>               |

TRASH COP COVERING THE PERIOD 7/1/2022 TO 6/30/2023  
ESTIMATE OF NEEDS FOR 2023-2024

TRASH COP

I-1229

| Schedule 1: Current Balance Sheet - June 30, 2023        |                    |
|--|--------------------|
| <b>ASSETS:</b>   |                    |
| Cash Balances  | \$ 7,881.84        |
| Investments  | \$ -               |
| <b>TOTAL ASSETS</b>                                      | <b>\$ 7,881.84</b> |
| <b>LIABILITIES AND RESERVES:</b>                         |                    |
| Warrants Outstanding                                     | \$ 664.92          |
| Reserve for Interest on Warrants                         | \$ -               |
| Reserves From Schedule 3                                 | \$ 1,669.47        |
| <b>TOTAL LIABILITIES AND RESERVES</b>                    | <b>\$ 2,334.39</b> |
| <b>CASH FUND BALANCE JUNE 30, 2023</b>                   | <b>\$ 5,547.45</b> |
| <b>TOTAL LIABILITIES, RESERVES AND CASH FUND BALANCE</b> | <b>\$ 7,881.84</b> |

| Schedule 5: Trash Cop Fund Balance Sheet of Current and All Prior Years |                     |                  |
|---|---------------------|------------------|
| CURRENT AND ALL PRIOR YEARS   | 2022-23             | PRE-2022         |
| Cash Balance Reported to Excise Board June 30, 2022                     | \$ -                | \$ 651.27        |
| Opening Balance from Prior Year   | \$ -                | \$ -             |
| Cash Fund Balance Transferred Out                                       | \$ -                | \$ -             |
| Cash Fund Balance Transferred In  | \$ 30,000.00        | \$ -             |
| <b>Adjusted Cash Balance</b>  | <b>\$ 30,000.00</b> | <b>\$ 651.27</b> |
| Ad Valorem Tax Apportioned To Year In Caption                           | \$ -                | \$ -             |
| <b>Sources of Revenue</b>   |                     |                  |
| 9000 Interest, Mortgage Tax   | \$ -                | \$ -             |
| 9100 Local Revenues   | \$ -                | \$ -             |
| 9200 State Revenues   | \$ -                | \$ -             |
| 9300 Federal Revenues   | \$ -                | \$ -             |
| 9400 Miscellaneous Revenues   | \$ -                | \$ -             |
| 9500 Special Assessments  | \$ -                | \$ -             |
| 9600 Other Revenues   | \$ -                | \$ -             |
| 9700 School Revenues  | \$ -                | \$ -             |
| All Other Non-Tax Revenues  | \$ -                | \$ -             |
| Sales Tax and Sales Tax Interest  | \$ -                | \$ -             |
| Cash Fund Balance Forward From Preceding Year                           | \$ 651.27           | \$ -             |
| Prior Expenditures Recovered  | \$ -                | \$ -             |
| <b>TOTAL RECEIPTS</b>   | <b>\$ 651.27</b>    | <b>\$ -</b>      |
| <b>TOTAL RECEIPTS AND BALANCE</b>                                       | <b>\$ 30,651.27</b> | <b>\$ 651.27</b> |
| Warrants of Year in Caption   | \$ 22,769.43        | \$ -             |
| Interest Paid Thereon   | \$ -                | \$ -             |
| <b>TOTAL DISBURSEMENTS</b>  | <b>\$ 22,769.43</b> | <b>\$ -</b>      |
| <b>CASH BALANCE JUNE 30, 2023</b>                                       | <b>\$ 7,881.84</b>  | <b>\$ 651.27</b> |
| Reserve for Warrants Outstanding  | \$ 664.92           | \$ -             |
| Reserve for Interest on Warrants  | \$ -                | \$ -             |
| Reserves From Schedule 8  | \$ 1,669.47         | \$ -             |
| <b>TOTAL LIABILITES AND RESERVE</b>                                     | <b>\$ 2,334.39</b>  | <b>\$ -</b>      |
| <b>DEFICIT:</b>   | <b>\$ -</b>         | <b>\$ -</b>      |
| <b>CASH BALANCE FORWARD TO NEXT YEAR</b>                                | <b>\$ 5,547.45</b>  | <b>\$ 651.27</b> |

| Schedule 9: Trash Cop Fund Summary of Expenses   |                                    |                     |                    |                                    |
|--|------------------------------------|---------------------|--------------------|------------------------------------|
| Total for Expenses                               | Net Appropriations<br>July 1, 2023 | Warrants<br>Issued  | Reserves           | Approved by<br>County Excise Board |
| 1100 Total Salaries                              | \$ 23,520.54                       | \$ 22,019.36        | \$ -               | \$ 1,501.18                        |
| 1200 Fringe Benefits                             | \$ -                               | \$ -                | \$ -               | \$ -                               |
| 1300 Travel Related                              | \$ -                               | \$ -                | \$ -               | \$ -                               |
| 2000 Total Maintenance & Operations              | \$ 7,130.73                        | \$ 1,414.99         | \$ 1,669.47        | \$ 4,046.27                        |
| 4100 Total Machinery & Equipment, Capital Outlay | \$ -                               | \$ -                | \$ -               | \$ -                               |
| All Other Expenses                               | \$ -                               | \$ -                | \$ -               | \$ -                               |
| <b>TOTAL EXPENDITURES 2022-23 FISCAL YEAR</b>    | <b>\$ 30,651.27</b>                | <b>\$ 23,434.35</b> | <b>\$ 1,669.47</b> | <b>\$ 5,547.45</b>                 |

I-1230

TREASURER MORTGAGE CERTIFICATION

| Schedule 1: Current Balance Sheet - June 30, 2023        |                     |
|--|---------------------|
| <b>ASSETS:</b>   |                     |
| Cash Balances  | \$ 66,356.34        |
| Investments  | \$ -                |
| <b>TOTAL ASSETS</b>                                      | <b>\$ 66,356.34</b> |
| <b>LIABILITIES AND RESERVES:</b>                         |                     |
| Warrants Outstanding                                     | \$ -                |
| Reserve for Interest on Warrants                         | \$ -                |
| Reserves From Schedule 3                                 | \$ -                |
| <b>TOTAL LIABILITIES AND RESERVES</b>                    | <b>\$ -</b>         |
| <b>CASH FUND BALANCE JUNE 30, 2023</b>                   | <b>\$ 66,356.34</b> |
| <b>TOTAL LIABILITIES, RESERVES AND CASH FUND BALANCE</b> | <b>\$ 66,356.34</b> |

| Schedule 5: Treasurer Mortgage Certification Fund Balance Sheet of Current and All Prior Years |                     |                     |
|--|---------------------|---------------------|
| CURRENT AND ALL PRIOR YEARS  | 2022-23             | PRE-2022            |
| Cash Balance Reported to Excise Board June 30, 2022  | \$ -                | \$ 54,531.34        |
| Opening Balance from Prior Year  | \$ -                | \$ -                |
| Cash Fund Balance Transferred Out  | \$ -                | \$ -                |
| Cash Fund Balance Transferred In   | \$ -                | \$ -                |
| <b>Adjusted Cash Balance</b>   | <b>\$ -</b>         | <b>\$ 54,531.34</b> |
| Ad Valorem Tax Apportioned To Year In Caption  | \$ -                | \$ -                |
| Sources of Revenue   |                     |                     |
| 9000 Interest, Mortgage Tax  | \$ 11,825.00        | \$ -                |
| 9100 Local Revenues  | \$ -                | \$ -                |
| 9200 State Revenues  | \$ -                | \$ -                |
| 9300 Federal Revenues  | \$ -                | \$ -                |
| 9400 Miscellaneous Revenues  | \$ -                | \$ -                |
| 9500 Special Assessments   | \$ -                | \$ -                |
| 9600 Other Revenues  | \$ -                | \$ -                |
| 9700 School Revenues   | \$ -                | \$ -                |
| All Other Non-Tax Revenues   | \$ -                | \$ -                |
| Sales Tax and Sales Tax Interest   | \$ -                | \$ -                |
| Cash Fund Balance Forward From Preceding Year  | \$ 54,531.34        | \$ -                |
| Prior Expenditures Recovered   | \$ -                | \$ -                |
| <b>TOTAL RECEIPTS</b>  | <b>\$ 66,356.34</b> | <b>\$ -</b>         |
| <b>TOTAL RECEIPTS AND BALANCE</b>  | <b>\$ 66,356.34</b> | <b>\$ 54,531.34</b> |
| Warrants of Year in Caption  | \$ -                | \$ -                |
| Interest Paid Thereon  | \$ -                | \$ -                |
| <b>TOTAL DISBURSEMENTS</b>   | <b>\$ -</b>         | <b>\$ -</b>         |
| <b>CASH BALANCE JUNE 30, 2023</b>  | <b>\$ 66,356.34</b> | <b>\$ 54,531.34</b> |
| Reserve for Warrants Outstanding   | \$ -                | \$ -                |
| Reserve for Interest on Warrants   | \$ -                | \$ -                |
| Reserves From Schedule 8   | \$ -                | \$ -                |
| <b>TOTAL LIABILITES AND RESERVE</b>  | <b>\$ -</b>         | <b>\$ -</b>         |
| <b>DEFICIT:</b>  | <b>\$ -</b>         | <b>\$ -</b>         |
| <b>CASH BALANCE FORWARD TO NEXT YEAR</b>   | <b>\$ 66,356.34</b> | <b>\$ 54,531.34</b> |

| Schedule 9: Treasurer Mortgage Certification Fund Summary of Expenses |                                    |                    |             |                                    |
|---|------------------------------------|--------------------|-------------|------------------------------------|
| Total for Expenses  | Net Appropriations<br>July 1, 2023 | Warrants<br>Issued | Reserves    | Approved by<br>County Excise Board |
| 1100 Total Salaries   | \$ -                               | \$ -               | \$ -        | \$ -                               |
| 1200 Fringe Benefits  | \$ -                               | \$ -               | \$ -        | \$ -                               |
| 1300 Travel Related   | \$ -                               | \$ -               | \$ -        | \$ -                               |
| 2000 Total Maintenance & Operations                                   | \$ -                               | \$ -               | \$ -        | \$ -                               |
| 4100 Total Machinery & Equipment, Capital Outlay                      | \$ -                               | \$ -               | \$ -        | \$ -                               |
| All Other Expenses  | \$ -                               | \$ -               | \$ -        | \$ -                               |
| <b>TOTAL EXPENDITURES 2022-23 FISCAL YEAR</b>                         | <b>\$ -</b>                        | <b>\$ -</b>        | <b>\$ -</b> | <b>\$ -</b>                        |



COUNTY DONATIONS COVERING THE PERIOD 7/1/2022 TO 6/30/2023  
ESTIMATE OF NEEDS FOR 2023-2024

I-1235

COUNTY DONATIONS

| Schedule 1: Current Balance Sheet - June 30, 2023        |                    |
|--|--------------------|
| <b>ASSETS:</b>   |                    |
| Cash Balances  | \$ 5,661.15        |
| Investments  | \$ -               |
| <b>TOTAL ASSETS</b>                                      | <b>\$ 5,661.15</b> |
| <b>LIABILITIES AND RESERVES:</b>                         |                    |
| Warrants Outstanding                                     | \$ -               |
| Reserve for Interest on Warrants                         | \$ -               |
| Reserves From Schedule 3                                 | \$ -               |
| <b>TOTAL LIABILITIES AND RESERVES</b>                    | <b>\$ -</b>        |
| <b>CASH FUND BALANCE JUNE 30, 2023</b>                   | <b>\$ 5,661.15</b> |
| <b>TOTAL LIABILITIES, RESERVES AND CASH FUND BALANCE</b> | <b>\$ 5,661.15</b> |

| Schedule 5: County Donations Fund Balance Sheet of Current and All Prior Years |                    |             |
|--|--------------------|-------------|
| CURRENT AND ALL PRIOR YEARS  | 2022-23            | PRE-2022    |
| Cash Balance Reported to Excise Board June 30, 2022                            | \$ -               | \$ 6,299.15 |
| Opening Balance from Prior Year  | \$ 6,299.15        | \$ 6,299.15 |
| Cash Fund Balance Transferred Out  | \$ -               | \$ -        |
| Cash Fund Balance Transferred In   | \$ -               | \$ -        |
| <b>Adjusted Cash Balance</b>   | <b>\$ 6,299.15</b> | <b>\$ -</b> |
| Ad Valorem Tax Apportioned To Year In Caption                                  | \$ -               | \$ -        |
| <b>Sources of Revenue</b>  |                    |             |
| 9000 Interest, Mortgage Tax  | \$ -               | \$ -        |
| 9100 Local Revenues  | \$ -               | \$ -        |
| 9200 State Revenues  | \$ -               | \$ -        |
| 9300 Federal Revenues  | \$ -               | \$ -        |
| 9400 Miscellaneous Revenues  | \$ -               | \$ -        |
| 9500 Special Assessments   | \$ -               | \$ -        |
| 9600 Other Revenues  | \$ -               | \$ -        |
| 9700 School Revenues   | \$ -               | \$ -        |
| All Other Non-Tax Revenues   | \$ -               | \$ -        |
| Sales Tax and Sales Tax Interest   | \$ -               | \$ -        |
| Cash Fund Balance Forward From Preceding Year                                  | \$ -               | \$ -        |
| Prior Expenditures Recovered   | \$ -               | \$ -        |
| <b>TOTAL RECEIPTS</b>  | <b>\$ -</b>        | <b>\$ -</b> |
| <b>TOTAL RECEIPTS AND BALANCE</b>  | <b>\$ 6,299.15</b> | <b>\$ -</b> |
| Warrants of Year in Caption  | \$ 638.00          | \$ -        |
| Interest Paid Thereon  | \$ -               | \$ -        |
| <b>TOTAL DISBURSEMENTS</b>   | <b>\$ 638.00</b>   | <b>\$ -</b> |
| <b>CASH BALANCE JUNE 30, 2023</b>  | <b>\$ 5,661.15</b> | <b>\$ -</b> |
| Reserve for Warrants Outstanding   | \$ -               | \$ -        |
| Reserve for Interest on Warrants   | \$ -               | \$ -        |
| Reserves From Schedule 8   | \$ -               | \$ -        |
| <b>TOTAL LIABILITES AND RESERVE</b>  | <b>\$ -</b>        | <b>\$ -</b> |
| <b>DEFICIT:</b>  | <b>\$ -</b>        | <b>\$ -</b> |
| <b>CASH BALANCE FORWARD TO NEXT YEAR</b>                                       | <b>\$ 5,661.15</b> | <b>\$ -</b> |

| Schedule 9: County Donations Fund Summary of Expenses |                                    |                    |             |                                    |
|---|------------------------------------|--------------------|-------------|------------------------------------|
| Total for Expenses                                    | Net Appropriations<br>July 1, 2023 | Warrants<br>Issued | Reserves    | Approved by<br>County Excise Board |
| 1100 Total Salaries                                   | \$ -                               | \$ -               | \$ -        | \$ -                               |
| 1200 Fringe Benefits                                  | \$ -                               | \$ -               | \$ -        | \$ -                               |
| 1300 Travel Related                                   | \$ -                               | \$ -               | \$ -        | \$ -                               |
| 2000 Total Maintenance & Operations                   | \$ -                               | \$ -               | \$ -        | \$ -                               |
| 4100 Total Machinery & Equipment, Capital Outlay      | \$ 2,380.00                        | \$ 638.00          | \$ -        | \$ 1,742.00                        |
| All Other Expenses                                    | \$ -                               | \$ -               | \$ -        | \$ -                               |
| <b>TOTAL EXPENDITURES 2022-23 FISCAL YEAR</b>         | <b>\$ 2,380.00</b>                 | <b>\$ 638.00</b>   | <b>\$ -</b> | <b>\$ 1,742.00</b>                 |

OPIOID ABATE COVERING THE PERIOD 7/1/2022 TO 6/30/2023  
ESTIMATE OF NEEDS FOR 2023-2024

I-1251

OPIOID ABATE

| Schedule 1: Current Balance Sheet - June 30, 2023        |                      |
|--|----------------------|
| <b>ASSETS:</b>   |                      |
| Cash Balances  | \$ 189,480.62        |
| Investments  | \$ -                 |
| <b>TOTAL ASSETS</b>                                      | <b>\$ 189,480.62</b> |
| <b>LIABILITIES AND RESERVES:</b>                         |                      |
| Warrants Outstanding                                     | \$ -                 |
| Reserve for Interest on Warrants                         | \$ -                 |
| Reserves From Schedule 3                                 | \$ -                 |
| <b>TOTAL LIABILITIES AND RESERVES</b>                    | <b>\$ -</b>          |
| <b>CASH FUND BALANCE JUNE 30, 2023</b>                   | <b>\$ 189,480.62</b> |
| <b>TOTAL LIABILITIES, RESERVES AND CASH FUND BALANCE</b> | <b>\$ 189,480.62</b> |

| Schedule 5: Opioid Abate Fund Balance Sheet of Current and All Prior Years |                      |             |
|--|----------------------|-------------|
| CURRENT AND ALL PRIOR YEARS  | 2022-23              | PRE-2022    |
| Cash Balance Reported to Excise Board June 30, 2022                        | \$ -                 | \$ -        |
| Opening Balance from Prior Year  | \$ -                 | \$ -        |
| Cash Fund Balance Transferred Out  | \$ -                 | \$ -        |
| Cash Fund Balance Transferred In   | \$ -                 | \$ -        |
| Adjusted Cash Balance  | \$ -                 | \$ -        |
| Ad Valorem Tax Apportioned To Year In Caption                              | \$ -                 | \$ -        |
| Sources of Revenue   |                      |             |
| 9000 Interest, Mortgage Tax  | \$ -                 | \$ -        |
| 9100 Local Revenues  | \$ -                 | \$ -        |
| 9200 State Revenues  | \$ -                 | \$ -        |
| 9300 Federal Revenues  | \$ -                 | \$ -        |
| 9400 Miscellaneous Revenues  | \$ 189,480.62        | \$ -        |
| 9500 Special Assessments   | \$ -                 | \$ -        |
| 9600 Other Revenues  | \$ -                 | \$ -        |
| 9700 School Revenues   | \$ -                 | \$ -        |
| All Other Non-Tax Revenues   | \$ -                 | \$ -        |
| Sales Tax and Sales Tax Interest   | \$ -                 | \$ -        |
| Cash Fund Balance Forward From Preceding Year                              | \$ -                 | \$ -        |
| Prior Expenditures Recovered   | \$ -                 | \$ -        |
| <b>TOTAL RECEIPTS</b>  | <b>\$ 189,480.62</b> | <b>\$ -</b> |
| <b>TOTAL RECEIPTS AND BALANCE</b>  | <b>\$ 189,480.62</b> | <b>\$ -</b> |
| Warrants of Year in Caption  | \$ -                 | \$ -        |
| Interest Paid Thereon  | \$ -                 | \$ -        |
| <b>TOTAL DISBURSEMENTS</b>   | <b>\$ -</b>          | <b>\$ -</b> |
| <b>CASH BALANCE JUNE 30, 2023</b>  | <b>\$ 189,480.62</b> | <b>\$ -</b> |
| Reserve for Warrants Outstanding   | \$ -                 | \$ -        |
| Reserve for Interest on Warrants   | \$ -                 | \$ -        |
| Reserves From Schedule 8   | \$ -                 | \$ -        |
| <b>TOTAL LIABILITES AND RESERVE</b>  | <b>\$ -</b>          | <b>\$ -</b> |
| <b>DEFICIT:</b>  | <b>\$ -</b>          | <b>\$ -</b> |
| <b>CASH BALANCE FORWARD TO NEXT YEAR</b>                                   | <b>\$ 189,480.62</b> | <b>\$ -</b> |

| Schedule 9: Opioid Abate Fund Summary of Expenses |                                    |                    |             |                                    |
|---|------------------------------------|--------------------|-------------|------------------------------------|
| Total for Expenses                                | Net Appropriations<br>July 1, 2023 | Warrants<br>Issued | Reserves    | Approved by<br>County Excise Board |
| 1100 Total Salaries                               | \$ -                               | \$ -               | \$ -        | \$ -                               |
| 1200 Fringe Benefits                              | \$ -                               | \$ -               | \$ -        | \$ -                               |
| 1300 Travel Related                               | \$ -                               | \$ -               | \$ -        | \$ -                               |
| 2000 Total Maintenance & Operations               | \$ 189,480.62                      | \$ -               | \$ -        | \$ 189,480.62                      |
| 4100 Total Machinery & Equipment, Capital Outlay  | \$ -                               | \$ -               | \$ -        | \$ -                               |
| All Other Expenses                                | \$ -                               | \$ -               | \$ -        | \$ -                               |
| <b>TOTAL EXPENDITURES 2022-23 FISCAL YEAR</b>     | <b>\$ 189,480.62</b>               | <b>\$ -</b>        | <b>\$ -</b> | <b>\$ 189,480.62</b>               |

REAP REVOLVING COVERING THE PERIOD 7/1/2022 TO 6/30/2023  
ESTIMATE OF NEEDS FOR 2023-2024

I-1425

REAP REVOLVING

| Schedule 1: Current Balance Sheet - June 30, 2023        |             |
|--|-------------|
| <b>ASSETS:</b>   |             |
| Cash Balances  | \$ -        |
| Investments  | \$ -        |
| <b>TOTAL ASSETS</b>                                      | <b>\$ -</b> |
| <b>LIABILITIES AND RESERVES:</b>                         |             |
| Warrants Outstanding                                     | \$ -        |
| Reserve for Interest on Warrants                         | \$ -        |
| Reserves From Schedule 3                                 | \$ -        |
| <b>TOTAL LIABILITIES AND RESERVES</b>                    | <b>\$ -</b> |
| <b>CASH FUND BALANCE JUNE 30, 2023</b>                   | <b>\$ -</b> |
| <b>TOTAL LIABILITIES, RESERVES AND CASH FUND BALANCE</b> | <b>\$ -</b> |

| Schedule 5: Reap Revolving Fund Balance Sheet of Current and All Prior Years |                     |             |
|--|---------------------|-------------|
| CURRENT AND ALL PRIOR YEARS  | 2022-23             | PRE-2022    |
| Cash Balance Reported to Excise Board June 30, 2022                          | \$ -                | \$ -        |
| Opening Balance from Prior Year  | \$ -                | \$ -        |
| Cash Fund Balance Transferred Out  | \$ -                | \$ -        |
| Cash Fund Balance Transferred In   | \$ -                | \$ -        |
| <b>Adjusted Cash Balance</b>   | <b>\$ -</b>         | <b>\$ -</b> |
| Ad Valorem Tax Apportioned To Year In Caption                                | \$ -                | \$ -        |
| <b>Sources of Revenue</b>  |                     |             |
| 9000 Interest, Mortgage Tax  | \$ -                | \$ -        |
| 9100 Local Revenues  | \$ -                | \$ -        |
| 9200 State Revenues  | \$ -                | \$ -        |
| 9300 Federal Revenues  | \$ -                | \$ -        |
| 9400 Miscellaneous Revenues  | \$ 38,000.00        | \$ -        |
| 9500 Special Assessments   | \$ -                | \$ -        |
| 9600 Other Revenues  | \$ -                | \$ -        |
| 9700 School Revenues   | \$ -                | \$ -        |
| All Other Non-Tax Revenues   | \$ -                | \$ -        |
| Sales Tax and Sales Tax Interest   | \$ -                | \$ -        |
| Cash Fund Balance Forward From Preceding Year                                | \$ -                | \$ -        |
| Prior Expenditures Recovered   | \$ -                | \$ -        |
| <b>TOTAL RECEIPTS</b>  | <b>\$ 38,000.00</b> | <b>\$ -</b> |
| <b>TOTAL RECEIPTS AND BALANCE</b>  | <b>\$ 38,000.00</b> | <b>\$ -</b> |
| Warrants of Year in Caption  | \$ 38,000.00        | \$ -        |
| Interest Paid Thereon  | \$ -                | \$ -        |
| <b>TOTAL DISBURSEMENTS</b>   | <b>\$ 38,000.00</b> | <b>\$ -</b> |
| <b>CASH BALANCE JUNE 30, 2023</b>  | <b>\$ -</b>         | <b>\$ -</b> |
| Reserve for Warrants Outstanding   | \$ -                | \$ -        |
| Reserve for Interest on Warrants   | \$ -                | \$ -        |
| Reserves From Schedule 8   | \$ -                | \$ -        |
| <b>TOTAL LIABILITES AND RESERVE</b>  | <b>\$ -</b>         | <b>\$ -</b> |
| <b>DEFICIT:</b>  | <b>\$ -</b>         | <b>\$ -</b> |
| <b>CASH BALANCE FORWARD TO NEXT YEAR</b>                                     | <b>\$ -</b>         | <b>\$ -</b> |

| Schedule 9: Reap Revolving Fund Summary of Expenses |                                    |                     |             |                                    |
|---|------------------------------------|---------------------|-------------|------------------------------------|
| Total for Expenses                                  | Net Appropriations<br>July 1, 2023 | Warrants<br>Issued  | Reserves    | Approved by<br>County Excise Board |
| 1100 Total Salaries                                 | \$ -                               | \$ -                | \$ -        | \$ -                               |
| 1200 Fringe Benefits                                | \$ -                               | \$ -                | \$ -        | \$ -                               |
| 1300 Travel Related                                 | \$ -                               | \$ -                | \$ -        | \$ -                               |
| 2000 Total Maintenance & Operations                 | \$ -                               | \$ -                | \$ -        | \$ -                               |
| 4100 Total Machinery & Equipment, Capital Outlay    | \$ -                               | \$ -                | \$ -        | \$ -                               |
| All Other Expenses                                  | \$ 38,000.00                       | \$ 38,000.00        | \$ -        | \$ -                               |
| <b>TOTAL EXPENDITURES 2022-23 FISCAL YEAR</b>       | <b>\$ 38,000.00</b>                | <b>\$ 38,000.00</b> | <b>\$ -</b> | <b>\$ -</b>                        |

SAFE OKLAHOMA-AG COVERING THE PERIOD 7/1/2022 TO 6/30/2023  
ESTIMATE OF NEEDS FOR 2023-2024

I-1526

SAFE OKLAHOMA-AG

| Schedule 1: Current Balance Sheet - June 30, 2023        |                    |
|--|--------------------|
| <b>ASSETS:</b>   |                    |
| Cash Balances  | \$ 5,483.32        |
| Investments  | \$ -               |
| <b>TOTAL ASSETS</b>                                      | <b>\$ 5,483.32</b> |
| <b>LIABILITIES AND RESERVES:</b>                         |                    |
| Warrants Outstanding                                     | \$ -               |
| Reserve for Interest on Warrants                         | \$ -               |
| Reserves From Schedule 3                                 | \$ -               |
| <b>TOTAL LIABILITIES AND RESERVES</b>                    | <b>\$ -</b>        |
| <b>CASH FUND BALANCE JUNE 30, 2023</b>                   | <b>\$ 5,483.32</b> |
| <b>TOTAL LIABILITIES, RESERVES AND CASH FUND BALANCE</b> | <b>\$ 5,483.32</b> |

| Schedule 5: Safe Oklahoma-Ag Fund Balance Sheet of Current and All Prior Years |                     |                    |
|--|---------------------|--------------------|
| CURRENT AND ALL PRIOR YEARS  | 2022-23             | PRE-2022           |
| Cash Balance Reported to Excise Board June 30, 2022                            | \$ -                | \$ 2,219.78        |
| Opening Balance from Prior Year  | \$ -                | \$ -               |
| Cash Fund Balance Transferred Out  | \$ -                | \$ -               |
| Cash Fund Balance Transferred In   | \$ -                | \$ -               |
| <b>Adjusted Cash Balance</b>   | <b>\$ -</b>         | <b>\$ 2,219.78</b> |
| Ad Valorem Tax Apportioned To Year In Caption                                  | \$ -                | \$ -               |
| <b>Sources of Revenue</b>  |                     |                    |
| 9000 Interest, Mortgage Tax  | \$ -                | \$ -               |
| 9100 Local Revenues  | \$ -                | \$ -               |
| 9200 State Revenues  | \$ -                | \$ -               |
| 9300 Federal Revenues  | \$ -                | \$ -               |
| 9400 Miscellaneous Revenues  | \$ 13,634.96        | \$ -               |
| 9500 Special Assessments   | \$ -                | \$ -               |
| 9600 Other Revenues  | \$ -                | \$ -               |
| 9700 School Revenues   | \$ -                | \$ -               |
| All Other Non-Tax Revenues   | \$ -                | \$ -               |
| Sales Tax and Sales Tax Interest   | \$ -                | \$ -               |
| Cash Fund Balance Forward From Preceding Year                                  | \$ 2,219.78         | \$ -               |
| Prior Expenditures Recovered   | \$ -                | \$ -               |
| <b>TOTAL RECEIPTS</b>  | <b>\$ 15,854.74</b> | <b>\$ -</b>        |
| <b>TOTAL RECEIPTS AND BALANCE</b>  | <b>\$ 15,854.74</b> | <b>\$ 2,219.78</b> |
| Warrants of Year in Caption  | \$ 10,371.42        | \$ -               |
| Interest Paid Thereon  | \$ -                | \$ -               |
| <b>TOTAL DISBURSEMENTS</b>   | <b>\$ 10,371.42</b> | <b>\$ -</b>        |
| <b>CASH BALANCE JUNE 30, 2023</b>  | <b>\$ 5,483.32</b>  | <b>\$ 2,219.78</b> |
| Reserve for Warrants Outstanding   | \$ -                | \$ -               |
| Reserve for Interest on Warrants   | \$ -                | \$ -               |
| Reserves From Schedule 8   | \$ -                | \$ -               |
| <b>TOTAL LIABILITES AND RESERVE</b>  | <b>\$ -</b>         | <b>\$ -</b>        |
| <b>DEFICIT:</b>  | <b>\$ -</b>         | <b>\$ -</b>        |
| <b>CASH BALANCE FORWARD TO NEXT YEAR</b>                                       | <b>\$ 5,483.32</b>  | <b>\$ 2,219.78</b> |

| Schedule 9: Safe Oklahoma-Ag Fund Summary of Expenses |                                    |                     |             |                                    |
|---|------------------------------------|---------------------|-------------|------------------------------------|
| Total for Expenses                                    | Net Appropriations<br>July 1, 2023 | Warrants<br>Issued  | Reserves    | Approved by<br>County Excise Board |
| 1100 Total Salaries                                   | \$ 11,063.78                       | \$ 10,371.42        | \$ -        | \$ 692.36                          |
| 1200 Fringe Benefits                                  | \$ -                               | \$ -                | \$ -        | \$ -                               |
| 1300 Travel Related                                   | \$ -                               | \$ -                | \$ -        | \$ -                               |
| 2000 Total Maintenance & Operations                   | \$ -                               | \$ -                | \$ -        | \$ -                               |
| 4100 Total Machinery & Equipment, Capital Outlay      | \$ -                               | \$ -                | \$ -        | \$ -                               |
| All Other Expenses                                    | \$ -                               | \$ -                | \$ -        | \$ -                               |
| <b>TOTAL EXPENDITURES 2022-23 FISCAL YEAR</b>         | <b>\$ 11,063.78</b>                | <b>\$ 10,371.42</b> | <b>\$ -</b> | <b>\$ 692.36</b>                   |

COVID AID RELIEF COVERING THE PERIOD 7/1/2022 TO 6/30/2023  
ESTIMATE OF NEEDS FOR 2023-2024

COVID AID RELIEF

I-1565

| Schedule 1: Current Balance Sheet - June 30, 2023        |             |
|--|-------------|
| <b>ASSETS:</b>   |             |
| Cash Balances  | \$ -        |
| Investments  | \$ -        |
| <b>TOTAL ASSETS</b>                                      | <b>\$ -</b> |
| <b>LIABILITIES AND RESERVES:</b>                         |             |
| Warrants Outstanding                                     | \$ -        |
| Reserve for Interest on Warrants                         | \$ -        |
| Reserves From Schedule 3                                 | \$ -        |
| <b>TOTAL LIABILITIES AND RESERVES</b>                    | <b>\$ -</b> |
| <b>CASH FUND BALANCE JUNE 30, 2023</b>                   | <b>\$ -</b> |
| <b>TOTAL LIABILITIES, RESERVES AND CASH FUND BALANCE</b> | <b>\$ -</b> |

| Schedule 5: Covid Aid Relief Fund Balance Sheet of Current and All Prior Years |             |             |
|--|-------------|-------------|
| CURRENT AND ALL PRIOR YEARS  | 2022-23     | PRE-2022    |
| Cash Balance Reported to Excise Board June 30, 2022                            | \$ -        | \$ -        |
| Opening Balance from Prior Year  | \$ -        | \$ -        |
| Cash Fund Balance Transferred Out  | \$ -        | \$ -        |
| Cash Fund Balance Transferred In   | \$ -        | \$ -        |
| <b>Adjusted Cash Balance</b>   | <b>\$ -</b> | <b>\$ -</b> |
| Ad Valorem Tax Apportioned To Year In Caption                                  | \$ -        | \$ -        |
| <b>Sources of Revenue</b>  |             |             |
| 9000 Interest, Mortgage Tax  | \$ -        | \$ -        |
| 9100 Local Revenues  | \$ -        | \$ -        |
| 9200 State Revenues  | \$ -        | \$ -        |
| 9300 Federal Revenues  | \$ -        | \$ -        |
| 9400 Miscellaneous Revenues  | \$ -        | \$ -        |
| 9500 Special Assessments   | \$ -        | \$ -        |
| 9600 Other Revenues  | \$ -        | \$ -        |
| 9700 School Revenues   | \$ -        | \$ -        |
| All Other Non-Tax Revenues   | \$ -        | \$ -        |
| Sales Tax and Sales Tax Interest   | \$ -        | \$ -        |
| Cash Fund Balance Forward From Preceding Year                                  | \$ -        | \$ -        |
| Prior Expenditures Recovered   | \$ -        | \$ -        |
| <b>TOTAL RECEIPTS</b>  | <b>\$ -</b> | <b>\$ -</b> |
| <b>TOTAL RECEIPTS AND BALANCE</b>  | <b>\$ -</b> | <b>\$ -</b> |
| Warrants of Year in Caption  | \$ -        | \$ -        |
| Interest Paid Thereon  | \$ -        | \$ -        |
| <b>TOTAL DISBURSEMENTS</b>   | <b>\$ -</b> | <b>\$ -</b> |
| <b>CASH BALANCE JUNE 30, 2023</b>  | <b>\$ -</b> | <b>\$ -</b> |
| Reserve for Warrants Outstanding   | \$ -        | \$ -        |
| Reserve for Interest on Warrants   | \$ -        | \$ -        |
| Reserves From Schedule 8   | \$ -        | \$ -        |
| <b>TOTAL LIABILITES AND RESERVE</b>  | <b>\$ -</b> | <b>\$ -</b> |
| <b>DEFICIT:</b>  | <b>\$ -</b> | <b>\$ -</b> |
| <b>CASH BALANCE FORWARD TO NEXT YEAR</b>                                       | <b>\$ -</b> | <b>\$ -</b> |

| Schedule 9: Covid Aid Relief Fund Summary of Expenses |                                    |                    |             |                                    |
|---|------------------------------------|--------------------|-------------|------------------------------------|
| Total for Expenses                                    | Net Appropriations<br>July 1, 2023 | Warrants<br>Issued | Reserves    | Approved by<br>County Excise Board |
| 1100 Total Salaries                                   | \$ -                               | \$ -               | \$ -        | \$ -                               |
| 1200 Fringe Benefits                                  | \$ -                               | \$ -               | \$ -        | \$ -                               |
| 1300 Travel Related                                   | \$ -                               | \$ -               | \$ -        | \$ -                               |
| 2000 Total Maintenance & Operations                   | \$ -                               | \$ -               | \$ -        | \$ -                               |
| 4100 Total Machinery & Equipment, Capital Outlay      | \$ -                               | \$ -               | \$ -        | \$ -                               |
| All Other Expenses                                    | \$ -                               | \$ -               | \$ -        | \$ -                               |
| <b>TOTAL EXPENDITURES 2022-23 FISCAL YEAR</b>         | <b>\$ -</b>                        | <b>\$ -</b>        | <b>\$ -</b> | <b>\$ -</b>                        |

I-1566

AMERICAN RESCUE PLAN ACT 2021

| Schedule 1: Current Balance Sheet - June 30, 2023        |                        |
|--|------------------------|
| <b>ASSETS:</b>   |                        |
| Cash Balances  | \$ 7,956,416.80        |
| Investments  | \$ -                   |
| <b>TOTAL ASSETS</b>                                      | <b>\$ 7,956,416.80</b> |
| <b>LIABILITIES AND RESERVES:</b>                         |                        |
| Warrants Outstanding                                     | \$ 687,873.93          |
| Reserve for Interest on Warrants                         | \$ -                   |
| Reserves From Schedule 3                                 | \$ 2,866,407.07        |
| <b>TOTAL LIABILITIES AND RESERVES</b>                    | <b>\$ 3,554,281.00</b> |
| <b>CASH FUND BALANCE JUNE 30, 2023</b>                   | <b>\$ 4,402,135.80</b> |
| <b>TOTAL LIABILITIES, RESERVES AND CASH FUND BALANCE</b> | <b>\$ 7,956,416.80</b> |

| Schedule 5: American Rescue Plan Act 2021 Fund Balance Sheet of Current and All Prior Years |                         |                        |
|---|-------------------------|------------------------|
| CURRENT AND ALL PRIOR YEARS   | 2022-23                 | PRE-2022               |
| Cash Balance Reported to Excise Board June 30, 2022   | \$ -                    | \$ 11,135,405.21       |
| Opening Balance from Prior Year   | \$ 9,246,339.03         | \$ 9,246,339.03        |
| Cash Fund Balance Transferred Out   | \$ -                    | \$ -                   |
| Cash Fund Balance Transferred In  | \$ -                    | \$ -                   |
| <b>Adjusted Cash Balance</b>  | <b>\$ 9,246,339.03</b>  | <b>\$ 1,889,066.18</b> |
| Ad Valorem Tax Apportioned To Year In Caption   | \$ -                    | \$ -                   |
| <b>Sources of Revenue</b>   |                         |                        |
| 9000 Interest, Mortgage Tax   | \$ 45,918.59            | \$ -                   |
| 9100 Local Revenues   | \$ -                    | \$ -                   |
| 9200 State Revenues   | \$ -                    | \$ -                   |
| 9300 Federal Revenues   | \$ -                    | \$ -                   |
| 9400 Miscellaneous Revenues   | \$ -                    | \$ -                   |
| 9500 Special Assessments  | \$ -                    | \$ -                   |
| 9600 Other Revenues   | \$ -                    | \$ -                   |
| 9700 School Revenues  | \$ -                    | \$ -                   |
| All Other Non-Tax Revenues  | \$ -                    | \$ -                   |
| Sales Tax and Sales Tax Interest  | \$ -                    | \$ -                   |
| Cash Fund Balance Forward From Preceding Year   | \$ 1,354,578.07         | \$ -                   |
| Prior Expenditures Recovered  | \$ -                    | \$ -                   |
| <b>TOTAL RECEIPTS</b>   | <b>\$ 1,400,496.66</b>  | <b>\$ -</b>            |
| <b>TOTAL RECEIPTS AND BALANCE</b>   | <b>\$ 10,646,835.69</b> | <b>\$ 1,889,066.18</b> |
| Warrants of Year in Caption   | \$ 2,690,418.89         | \$ 534,488.11          |
| Interest Paid Thereon   | \$ -                    | \$ -                   |
| <b>TOTAL DISBURSEMENTS</b>  | <b>\$ 2,690,418.89</b>  | <b>\$ 534,488.11</b>   |
| <b>CASH BALANCE JUNE 30, 2023</b>   | <b>\$ 7,956,416.80</b>  | <b>\$ 1,354,578.07</b> |
| Reserve for Warrants Outstanding  | \$ 687,873.93           | \$ -                   |
| Reserve for Interest on Warrants  | \$ -                    | \$ -                   |
| Reserves From Schedule 8  | \$ 2,866,407.07         | \$ -                   |
| <b>TOTAL LIABILITES AND RESERVE</b>   | <b>\$ 3,554,281.00</b>  | <b>\$ -</b>            |
| <b>DEFICIT:</b>   | <b>\$ -</b>             | <b>\$ -</b>            |
| <b>CASH BALANCE FORWARD TO NEXT YEAR</b>  | <b>\$ 4,402,135.80</b>  | <b>\$ 1,354,578.07</b> |

| Schedule 9: American Rescue Plan Act 2021 Fund Summary of Expenses |                                    |                        |                        |                                    |
|--|------------------------------------|------------------------|------------------------|------------------------------------|
| Total for Expenses   | Net Appropriations<br>July 1, 2023 | Warrants<br>Issued     | Reserves               | Approved by<br>County Excise Board |
| 1100 Total Salaries  | \$ 3,218,730.10                    | \$ 124,696.33          | \$ 47,550.99           | \$ 3,117,329.10                    |
| 1200 Fringe Benefits   | \$ -                               | \$ -                   | \$ -                   | \$ -                               |
| 1300 Travel Related  | \$ -                               | \$ -                   | \$ -                   | \$ -                               |
| 2000 Total Maintenance & Operations                                | \$ 1,122,350.02                    | \$ 6,919.31            | \$ 1,062,442.40        | \$ 52,988.31                       |
| 4100 Total Machinery & Equipment, Capital Outlay                   | \$ 6,305,755.57                    | \$ 3,246,677.18        | \$ 1,756,413.68        | \$ 2,586,396.46                    |
| All Other Expenses   | \$ -                               | \$ -                   | \$ -                   | \$ -                               |
| <b>TOTAL EXPENDITURES 2022-23 FISCAL YEAR</b>                      | <b>\$ 10,646,835.69</b>            | <b>\$ 3,378,292.82</b> | <b>\$ 2,866,407.07</b> | <b>\$ 5,756,713.87</b>             |

TOTAL OF SALES TAX REVENUE FUNDS COVERING THE PERIOD JULY 1, 2022 TO JUNE 30, 2023  
ESTIMATE OF NEEDS FOR 2023-2024

**EXHIBIT "I,ST" TOTALS**

| Schedule 1: Current Balance Sheet - June 30, 2023        |                        |
|--|------------------------|
| <b>ASSETS:</b>   |                        |
| Cash Balances  | \$ 8,736,539.85        |
| Investments  | \$ -                   |
| <b>TOTAL ASSETS</b>                                      | <b>\$ 8,736,539.85</b> |
| <b>LIABILITIES AND RESERVES:</b>                         |                        |
| Warrants Outstanding                                     | \$ 279,421.48          |
| Reserve for Interest on Warrants                         | \$ -                   |
| Reserves From Schedule 3                                 | \$ 634,183.17          |
| <b>TOTAL LIABILITIES AND RESERVES</b>                    | <b>\$ 913,604.65</b>   |
| <b>CASH FUND BALANCE JUNE 30, 2023</b>                   | <b>\$ 7,822,935.20</b> |
| <b>TOTAL LIABILITIES, RESERVES AND CASH FUND BALANCE</b> | <b>\$ 8,736,539.85</b> |

| Schedule 5: Sales Tax Revenue Funds Balance Sheet of Current and All Prior Years |                         |                      |
|--|-------------------------|----------------------|
| CURRENT AND ALL PRIOR YEARS  | 2022-23                 | PRE-2022             |
| Cash Balance Reported to Excise Board June 30, 2022                              | \$ -                    | \$ 6,615,694.15      |
| Opening Balance from Prior Year  | \$ 5,657,136.86         | \$ 5,657,136.86      |
| Cash Fund Balance Transferred Out  | \$ 70,000.00            | \$ -                 |
| Cash Fund Balance Transferred In   | \$ -                    | \$ -                 |
| <b>Adjusted Cash Balance</b>   | <b>\$ 5,587,136.86</b>  | <b>\$ 958,557.29</b> |
| Ad Valorem Tax Apportioned To Year In Caption                                    | \$ -                    | \$ -                 |
| <b>Sources of Revenue</b>  |                         |                      |
| 9000 Interest, Mortgage Tax  | \$ 18,195.35            | \$ -                 |
| 9100 Local Revenues  | \$ -                    | \$ -                 |
| 9200 State Revenues  | \$ 1,817,882.40         | \$ -                 |
| 9300 Federal Revenues  | \$ -                    | \$ -                 |
| 9400 Miscellaneous Revenues  | \$ 338,714.74           | \$ -                 |
| 9500 Special Assessments   | \$ -                    | \$ -                 |
| 9600 Other Revenues  | \$ -                    | \$ -                 |
| 9700 School Revenues   | \$ -                    | \$ -                 |
| All Other Non-Tax Revenues   | \$ -                    | \$ -                 |
| Sales Tax and Sales Tax Interest   | \$ 8,926,585.48         | \$ -                 |
| Cash Fund Balance Forward From Preceding Year                                    | \$ 249,530.80           | \$ -                 |
| Prior Expenditures Recovered   | \$ 301.14               | \$ -                 |
| <b>TOTAL RECEIPTS</b>  | <b>\$ 11,351,209.91</b> | <b>\$ -</b>          |
| <b>TOTAL RECEIPTS AND BALANCE</b>  | <b>\$ 16,938,346.77</b> | <b>\$ 958,557.29</b> |
| Warrants of Year in Caption  | \$ 8,201,806.92         | \$ 707,599.75        |
| Interest Paid Thereon  | \$ -                    | \$ -                 |
| <b>TOTAL DISBURSEMENTS</b>   | <b>\$ 8,201,806.92</b>  | <b>\$ 707,599.75</b> |
| <b>CASH BALANCE JUNE 30, 2023</b>  | <b>\$ 8,736,539.85</b>  | <b>\$ 250,957.54</b> |
| Reserve for Warrants Outstanding   | \$ 279,421.48           | \$ 1,426.74          |
| Reserve for Interest on Warrants   | \$ -                    | \$ -                 |
| Reserves From Schedule 8   | \$ 634,183.17           | \$ -                 |
| <b>TOTAL LIABILITES AND RESERVE</b>  | <b>\$ 913,604.65</b>    | <b>\$ 1,426.74</b>   |
| <b>DEFICIT:</b>  | <b>\$ -</b>             | <b>\$ -</b>          |
| <b>CASH BALANCE FORWARD TO NEXT YEAR</b>   | <b>\$ 7,822,935.20</b>  | <b>\$ 249,530.80</b> |

| Schedule 9: Sales Tax Revenue Funds Summary of Expenses |                                    |                        |                      |                                    |
|---|------------------------------------|------------------------|----------------------|------------------------------------|
| Total for Expenses                                      | Net Appropriations<br>July 1, 2023 | Warrants<br>Issued     | Reserves             | Approved by<br>County Excise Board |
| 1100 Total Salaries                                     | \$ 3,306,763.73                    | \$ 2,961,496.93        | \$ -                 | \$ 345,266.80                      |
| 1200 Fringe Benefits                                    | \$ -                               | \$ -                   | \$ -                 | \$ -                               |
| 1300 Travel Related                                     | \$ 686.61                          | \$ -                   | \$ -                 | \$ 686.61                          |
| 2005 Total Maintenance & Operations                     | \$ 9,925,585.88                    | \$ 3,873,600.39        | \$ 482,532.46        | \$ 5,889,148.62                    |
| 4110 Machinery & Equipment, Capital Outlay              | \$ 1,487,352.11                    | \$ 371,343.88          | \$ 151,650.71        | \$ 894,192.73                      |
| All Other Expenses                                      | \$ 1,274,787.20                    | \$ 1,274,787.20        | \$ -                 | \$ -                               |
| <b>TOTAL EXPENDITURES 2022-23 FISCAL YEAR</b>           | <b>\$ 15,995,175.53</b>            | <b>\$ 8,481,228.40</b> | <b>\$ 634,183.17</b> | <b>\$ 7,129,294.76</b>             |

USE TAX SALES TAX COVERING THE PERIOD 7/1/2022 TO 6/30/2023  
ESTIMATE OF NEEDS FOR 2023-2024

IST-1301

USE TAX SALES TAX

| Schedule 1: Current Balance Sheet - June 30, 2023        |                        |
|--|------------------------|
| <b>ASSETS:</b>   |                        |
| Cash Balances  | \$ 2,217,422.02        |
| Investments  | \$ -                   |
| <b>TOTAL ASSETS</b>                                      | <b>\$ 2,217,422.02</b> |
| <b>LIABILITIES AND RESERVES:</b>                         |                        |
| Warrants Outstanding                                     | \$ -                   |
| Reserve for Interest on Warrants                         | \$ -                   |
| Reserves From Schedule 3                                 | \$ 22,023.00           |
| <b>TOTAL LIABILITIES AND RESERVES</b>                    | <b>\$ 22,023.00</b>    |
| <b>CASH FUND BALANCE JUNE 30, 2023</b>                   | <b>\$ 2,195,399.02</b> |
| <b>TOTAL LIABILITIES, RESERVES AND CASH FUND BALANCE</b> | <b>\$ 2,217,422.02</b> |

| Schedule 5: Use Tax Sales Tax Fund Balance Sheet of Current and All Prior Years |                        |                    |
|---|------------------------|--------------------|
| CURRENT AND ALL PRIOR YEARS   | 2022-23                | PRE-2022           |
| Cash Balance Reported to Excise Board June 30, 2022                             | \$ -                   | \$ 1,120,988.01    |
| Opening Balance from Prior Year   | \$ 1,111,783.01        | \$ 1,111,783.01    |
| Cash Fund Balance Transferred Out   | \$ 70,000.00           | \$ -               |
| Cash Fund Balance Transferred In  | \$ -                   | \$ -               |
| <b>Adjusted Cash Balance</b>  | <b>\$ 1,041,783.01</b> | <b>\$ 9,205.00</b> |
| Ad Valorem Tax Apportioned To Year In Caption                                   | \$ -                   | \$ -               |
| <b>Sources of Revenue</b>   |                        |                    |
| 9000 Interest, Mortgage Tax   | \$ 4,139.11            | \$ -               |
| 9100 Local Revenues   | \$ -                   | \$ -               |
| 9200 State Revenues   | \$ 1,817,882.40        | \$ -               |
| 9300 Federal Revenues   | \$ -                   | \$ -               |
| 9400 Miscellaneous Revenues   | \$ -                   | \$ -               |
| 9500 Special Assessments  | \$ -                   | \$ -               |
| 9600 Other Revenues   | \$ -                   | \$ -               |
| 9700 School Revenues  | \$ -                   | \$ -               |
| All Other Non-Tax Revenues  | \$ -                   | \$ -               |
| Sales Tax and Sales Tax Interest  | \$ -                   | \$ -               |
| Cash Fund Balance Forward From Preceding Year                                   | \$ 9,205.00            | \$ -               |
| Prior Expenditures Recovered  | \$ -                   | \$ -               |
| <b>TOTAL RECEIPTS</b>   | <b>\$ 1,831,226.51</b> | <b>\$ -</b>        |
| <b>TOTAL RECEIPTS AND BALANCE</b>   | <b>\$ 2,873,009.52</b> | <b>\$ 9,205.00</b> |
| Warrants of Year in Caption   | \$ 655,587.50          | \$ -               |
| Interest Paid Thereon   | \$ -                   | \$ -               |
| <b>TOTAL DISBURSEMENTS</b>  | <b>\$ 655,587.50</b>   | <b>\$ -</b>        |
| <b>CASH BALANCE JUNE 30, 2023</b>   | <b>\$ 2,217,422.02</b> | <b>\$ 9,205.00</b> |
| Reserve for Warrants Outstanding  | \$ -                   | \$ -               |
| Reserve for Interest on Warrants  | \$ -                   | \$ -               |
| Reserves From Schedule 8  | \$ 22,023.00           | \$ -               |
| <b>TOTAL LIABILITES AND RESERVE</b>   | <b>\$ 22,023.00</b>    | <b>\$ -</b>        |
| <b>DEFICIT:</b>   | <b>\$ -</b>            | <b>\$ -</b>        |
| <b>CASH BALANCE FORWARD TO NEXT YEAR</b>  | <b>\$ 2,195,399.02</b> | <b>\$ 9,205.00</b> |

| Schedule 9: Use Tax Sales Tax Fund Summary of Expenses |                                    |                      |                     |                                    |
|--|------------------------------------|----------------------|---------------------|------------------------------------|
| Total for Expenses                                     | Net Appropriations<br>July 1, 2023 | Warrants<br>Issued   | Reserves            | Approved by<br>County Excise Board |
| 1100 Total Salaries                                    | \$ -                               | \$ -                 | \$ -                | \$ -                               |
| 1200 Fringe Benefits                                   | \$ -                               | \$ -                 | \$ -                | \$ -                               |
| 1300 Travel Related                                    | \$ -                               | \$ -                 | \$ -                | \$ -                               |
| 2000 Total Maintenance & Operations                    | \$ 2,713,346.75                    | \$ 655,587.50        | \$ 22,023.00        | \$ 2,044,941.25                    |
| 4100 Total Machinery & Equipment, Capital Outlay       | \$ -                               | \$ -                 | \$ -                | \$ -                               |
| All Other Expenses                                     | \$ -                               | \$ -                 | \$ -                | \$ -                               |
| <b>TOTAL EXPENDITURES 2022-23 FISCAL YEAR</b>          | <b>\$ 2,713,346.75</b>             | <b>\$ 655,587.50</b> | <b>\$ 22,023.00</b> | <b>\$ 2,044,941.25</b>             |



COURTHOUSE IMPROVEMENT SALES TAX COVERING THE PERIOD 7/1/2022 TO 6/30/2023  
ESTIMATE OF NEEDS FOR 2023-2024

1ST-1305

COURTHOUSE IMPROVEMENT SALES TAX

| Schedule 1: Current Balance Sheet - June 30, 2023        |                      |
|--|----------------------|
| <b>ASSETS:</b>   |                      |
| Cash Balances  | \$ 218,193.01        |
| Investments  | \$ -                 |
| <b>TOTAL ASSETS</b>                                      | <b>\$ 218,193.01</b> |
| <b>LIABILITIES AND RESERVES:</b>                         |                      |
| Warrants Outstanding                                     | \$ 110,588.89        |
| Reserve for Interest on Warrants                         | \$ -                 |
| Reserves From Schedule 3                                 | \$ -                 |
| <b>TOTAL LIABILITIES AND RESERVES</b>                    | <b>\$ 110,588.89</b> |
| <b>CASH FUND BALANCE JUNE 30, 2023</b>                   | <b>\$ 107,604.12</b> |
| <b>TOTAL LIABILITIES, RESERVES AND CASH FUND BALANCE</b> | <b>\$ 218,193.01</b> |

| Schedule 5: Courthouse Improvement Sales Tax Fund Balance Sheet of Current and All Prior Years |                        |                      |
|--|------------------------|----------------------|
| CURRENT AND ALL PRIOR YEARS  | 2022-23                | PRE-2022             |
| Cash Balance Reported to Excise Board June 30, 2022  | \$ -                   | \$ 207,307.39        |
| Opening Balance from Prior Year  | \$ 106,542.90          | \$ 106,542.90        |
| Cash Fund Balance Transferred Out  | \$ -                   | \$ -                 |
| Cash Fund Balance Transferred In   | \$ -                   | \$ -                 |
| Adjusted Cash Balance  | \$ 106,542.90          | \$ 100,764.49        |
| Ad Valorem Tax Apportioned To Year In Caption  | \$ -                   | \$ -                 |
| Sources of Revenue   |                        |                      |
| 9000 Interest, Mortgage Tax  | \$ 619.61              | \$ -                 |
| 9100 Local Revenues  | \$ -                   | \$ -                 |
| 9200 State Revenues  | \$ -                   | \$ -                 |
| 9300 Federal Revenues  | \$ -                   | \$ -                 |
| 9400 Miscellaneous Revenues  | \$ -                   | \$ -                 |
| 9500 Special Assessments   | \$ -                   | \$ -                 |
| 9600 Other Revenues  | \$ -                   | \$ -                 |
| 9700 School Revenues   | \$ -                   | \$ -                 |
| All Other Non-Tax Revenues   | \$ -                   | \$ -                 |
| Sales Tax and Sales Tax Interest   | \$ 1,275,228.81        | \$ -                 |
| Cash Fund Balance Forward From Preceding Year  | \$ -                   | \$ -                 |
| Prior Expenditures Recovered   | \$ -                   | \$ -                 |
| <b>TOTAL RECEIPTS</b>  | <b>\$ 1,275,848.42</b> | <b>\$ -</b>          |
| <b>TOTAL RECEIPTS AND BALANCE</b>  | <b>\$ 1,382,391.32</b> | <b>\$ 100,764.49</b> |
| Warrants of Year in Caption  | \$ 1,164,198.31        | \$ 100,764.49        |
| Interest Paid Thereon  | \$ -                   | \$ -                 |
| <b>TOTAL DISBURSEMENTS</b>   | <b>\$ 1,164,198.31</b> | <b>\$ 100,764.49</b> |
| <b>CASH BALANCE JUNE 30, 2023</b>  | <b>\$ 218,193.01</b>   | <b>\$ -</b>          |
| Reserve for Warrants Outstanding   | \$ 110,588.89          | \$ -                 |
| Reserve for Interest on Warrants   | \$ -                   | \$ -                 |
| Reserves From Schedule 8   | \$ -                   | \$ -                 |
| <b>TOTAL LIABILITES AND RESERVE</b>  | <b>\$ 110,588.89</b>   | <b>\$ -</b>          |
| <b>DEFICIT:</b>  | <b>\$ -</b>            | <b>\$ -</b>          |
| <b>CASH BALANCE FORWARD TO NEXT YEAR</b>   | <b>\$ 107,604.12</b>   | <b>\$ -</b>          |

| Schedule 9: Courthouse Improvement Sales Tax Fund Summary of Expenses |                                    |                        |             |                                    |
|---|------------------------------------|------------------------|-------------|------------------------------------|
| Total for Expenses  | Net Appropriations<br>July 1, 2023 | Warrants<br>Issued     | Reserves    | Approved by<br>County Excise Board |
| 1100 Total Salaries   | \$ -                               | \$ -                   | \$ -        | \$ -                               |
| 1200 Fringe Benefits  | \$ -                               | \$ -                   | \$ -        | \$ -                               |
| 1300 Travel Related   | \$ -                               | \$ -                   | \$ -        | \$ -                               |
| 2000 Total Maintenance & Operations                                   | \$ -                               | \$ -                   | \$ -        | \$ -                               |
| 4100 Total Machinery & Equipment, Capital Outlay                      | \$ -                               | \$ -                   | \$ -        | \$ -                               |
| All Other Expenses  | \$ 1,274,787.20                    | \$ 1,274,787.20        | \$ -        | \$ -                               |
| <b>TOTAL EXPENDITURES 2022-23 FISCAL YEAR</b>                         | <b>\$ 1,274,787.20</b>             | <b>\$ 1,274,787.20</b> | <b>\$ -</b> | <b>\$ -</b>                        |

ROAD AND BRIDGES SALES TAX COVERING THE PERIOD 7/1/2022 TO 6/30/2023  
ESTIMATE OF NEEDS FOR 2023-2024

ROAD AND BRIDGES SALES TAX

1ST-1313

| Schedule 1: Current Balance Sheet - June 30, 2023        |                        |
|--|------------------------|
| <b>ASSETS:</b>   |                        |
| Cash Balances  | \$ 1,756,584.78        |
| Investments  | \$ -                   |
| <b>TOTAL ASSETS</b>                                      | <b>\$ 1,756,584.78</b> |
| <b>LIABILITIES AND RESERVES:</b>                         |                        |
| Warrants Outstanding                                     | \$ 46,536.54           |
| Reserve for Interest on Warrants                         | \$ -                   |
| Reserves From Schedule 3                                 | \$ 317,958.60          |
| <b>TOTAL LIABILITIES AND RESERVES</b>                    | <b>\$ 364,495.14</b>   |
| <b>CASH FUND BALANCE JUNE 30, 2023</b>                   | <b>\$ 1,392,089.64</b> |
| <b>TOTAL LIABILITIES, RESERVES AND CASH FUND BALANCE</b> | <b>\$ 1,756,584.78</b> |

| Schedule 5: Road And Bridges Sales Tax Fund Balance Sheet of Current and All Prior Years |                        |                      |
|--|------------------------|----------------------|
| CURRENT AND ALL PRIOR YEARS  | 2022-23                | PRE-2022             |
| Cash Balance Reported to Excise Board June 30, 2022                                      | \$ -                   | \$ 1,647,420.17      |
| Opening Balance from Prior Year  | \$ 990,395.86          | \$ 990,395.86        |
| Cash Fund Balance Transferred Out  | \$ -                   | \$ -                 |
| Cash Fund Balance Transferred In   | \$ -                   | \$ -                 |
| <b>Adjusted Cash Balance</b>   | <b>\$ 990,395.86</b>   | <b>\$ 657,024.31</b> |
| Ad Valorem Tax Apportioned To Year In Caption  | \$ -                   | \$ -                 |
| <b>Sources of Revenue</b>  |                        |                      |
| 9000 Interest, Mortgage Tax  | \$ 5,347.51            | \$ -                 |
| 9100 Local Revenues  | \$ -                   | \$ -                 |
| 9200 State Revenues  | \$ -                   | \$ -                 |
| 9300 Federal Revenues  | \$ -                   | \$ -                 |
| 9400 Miscellaneous Revenues  | \$ 172,911.44          | \$ -                 |
| 9500 Special Assessments   | \$ -                   | \$ -                 |
| 9600 Other Revenues  | \$ -                   | \$ -                 |
| 9700 School Revenues   | \$ -                   | \$ -                 |
| All Other Non-Tax Revenues   | \$ -                   | \$ -                 |
| Sales Tax and Sales Tax Interest   | \$ 2,550,450.30        | \$ -                 |
| Cash Fund Balance Forward From Preceding Year  | \$ 219,680.97          | \$ -                 |
| Prior Expenditures Recovered   | \$ 295.10              | \$ -                 |
| <b>TOTAL RECEIPTS</b>  | <b>\$ 2,948,685.32</b> | <b>\$ -</b>          |
| <b>TOTAL RECEIPTS AND BALANCE</b>  | <b>\$ 3,939,081.18</b> | <b>\$ 657,024.31</b> |
| Warrants of Year in Caption  | \$ 2,182,496.40        | \$ 437,343.34        |
| Interest Paid Thereon  | \$ -                   | \$ -                 |
| <b>TOTAL DISBURSEMENTS</b>   | <b>\$ 2,182,496.40</b> | <b>\$ 437,343.34</b> |
| <b>CASH BALANCE JUNE 30, 2023</b>  | <b>\$ 1,756,584.78</b> | <b>\$ 219,680.97</b> |
| Reserve for Warrants Outstanding   | \$ 46,536.54           | \$ -                 |
| Reserve for Interest on Warrants   | \$ -                   | \$ -                 |
| Reserves From Schedule 8   | \$ 317,958.60          | \$ -                 |
| <b>TOTAL LIABILITES AND RESERVE</b>  | <b>\$ 364,495.14</b>   | <b>\$ -</b>          |
| <b>DEFICIT:</b>  | <b>\$ -</b>            | <b>\$ -</b>          |
| <b>CASH BALANCE FORWARD TO NEXT YEAR</b>   | <b>\$ 1,392,089.64</b> | <b>\$ 219,680.97</b> |

| Schedule 9: Road And Bridges Sales Tax Fund Summary of Expenses |                                    |                        |                      |                                    |
|---|------------------------------------|------------------------|----------------------|------------------------------------|
| Total for Expenses  | Net Appropriations<br>July 1, 2023 | Warrants<br>Issued     | Reserves             | Approved by<br>County Excise Board |
| 1100 Total Salaries   | \$ -                               | \$ -                   | \$ -                 | \$ -                               |
| 1200 Fringe Benefits  | \$ -                               | \$ -                   | \$ -                 | \$ -                               |
| 1300 Travel Related   | \$ -                               | \$ -                   | \$ -                 | \$ -                               |
| 2000 Total Maintenance & Operations                             | \$ 3,723,326.11                    | \$ 2,229,032.94        | \$ 317,958.60        | \$ 1,396,015.54                    |
| 4100 Total Machinery & Equipment, Capital Outlay                | \$ 179.39                          | \$ -                   | \$ -                 | \$ 179.39                          |
| All Other Expenses  | \$ -                               | \$ -                   | \$ -                 | \$ -                               |
| <b>TOTAL EXPENDITURES 2022-23 FISCAL YEAR</b>                   | <b>\$ 3,723,505.50</b>             | <b>\$ 2,229,032.94</b> | <b>\$ 317,958.60</b> | <b>\$ 1,396,194.93</b>             |

JAIL SALES TAX COVERING THE PERIOD 7/1/2022 TO 6/30/2023  
ESTIMATE OF NEEDS FOR 2023-2024

I.ST-1315

JAIL SALES TAX

| Schedule 1: Current Balance Sheet - June 30, 2023        |                        |
|--|------------------------|
| <b>ASSETS:</b>   |                        |
| Cash Balances  | \$ 1,228,421.00        |
| Investments  | \$ -                   |
| <b>TOTAL ASSETS</b>                                      | <b>\$ 1,228,421.00</b> |
| <b>LIABILITIES AND RESERVES:</b>                         |                        |
| Warrants Outstanding                                     | \$ 64,398.25           |
| Reserve for Interest on Warrants                         | \$ -                   |
| Reserves From Schedule 3                                 | \$ 59,021.84           |
| <b>TOTAL LIABILITIES AND RESERVES</b>                    | <b>\$ 123,420.09</b>   |
| <b>CASH FUND BALANCE JUNE 30, 2023</b>                   | <b>\$ 1,105,000.91</b> |
| <b>TOTAL LIABILITIES, RESERVES AND CASH FUND BALANCE</b> | <b>\$ 1,228,421.00</b> |

| Schedule 5: Jail Sales Tax Fund Balance Sheet of Current and All Prior Years |                        |                     |
|--|------------------------|---------------------|
| CURRENT AND ALL PRIOR YEARS  | 2022-23                | PRE-2022            |
| Cash Balance Reported to Excise Board June 30, 2022                          | \$ -                   | \$ 1,144,273.59     |
| Opening Balance from Prior Year  | \$ 1,075,943.26        | \$ 1,075,943.26     |
| Cash Fund Balance Transferred Out  | \$ -                   | \$ -                |
| Cash Fund Balance Transferred In   | \$ -                   | \$ -                |
| <b>Adjusted Cash Balance</b>   | <b>\$ 1,075,943.26</b> | <b>\$ 68,330.33</b> |
| Ad Valorem Tax Apportioned To Year In Caption                                | \$ -                   | \$ -                |
| <b>Sources of Revenue</b>  |                        |                     |
| 9000 Interest, Mortgage Tax  | \$ 3,735.10            | \$ -                |
| 9100 Local Revenues  | \$ -                   | \$ -                |
| 9200 State Revenues  | \$ -                   | \$ -                |
| 9300 Federal Revenues  | \$ -                   | \$ -                |
| 9400 Miscellaneous Revenues  | \$ -                   | \$ -                |
| 9500 Special Assessments   | \$ -                   | \$ -                |
| 9600 Other Revenues  | \$ -                   | \$ -                |
| 9700 School Revenues   | \$ -                   | \$ -                |
| All Other Non-Tax Revenues   | \$ -                   | \$ -                |
| Sales Tax and Sales Tax Interest   | \$ 2,550,450.30        | \$ -                |
| Cash Fund Balance Forward From Preceding Year                                | \$ 10,862.18           | \$ -                |
| Prior Expenditures Recovered   | \$ -                   | \$ -                |
| <b>TOTAL RECEIPTS</b>  | <b>\$ 2,565,047.58</b> | <b>\$ -</b>         |
| <b>TOTAL RECEIPTS AND BALANCE</b>  | <b>\$ 3,640,990.84</b> | <b>\$ 68,330.33</b> |
| Warrants of Year in Caption  | \$ 2,412,569.84        | \$ 56,296.41        |
| Interest Paid Thereon  | \$ -                   | \$ -                |
| <b>TOTAL DISBURSEMENTS</b>   | <b>\$ 2,412,569.84</b> | <b>\$ 56,296.41</b> |
| <b>CASH BALANCE JUNE 30, 2023</b>  | <b>\$ 1,228,421.00</b> | <b>\$ 12,033.92</b> |
| Reserve for Warrants Outstanding   | \$ 64,398.25           | \$ 1,171.74         |
| Reserve for Interest on Warrants   | \$ -                   | \$ -                |
| Reserves From Schedule 8   | \$ 59,021.84           | \$ -                |
| <b>TOTAL LIABILITES AND RESERVE</b>  | <b>\$ 123,420.09</b>   | <b>\$ 1,171.74</b>  |
| <b>DEFICIT:</b>  | <b>\$ -</b>            | <b>\$ -</b>         |
| <b>CASH BALANCE FORWARD TO NEXT YEAR</b>                                     | <b>\$ 1,105,000.91</b> | <b>\$ 10,862.18</b> |

| Schedule 9: Jail Sales Tax Fund Summary of Expenses |                                    |                        |                     |                                    |
|---|------------------------------------|------------------------|---------------------|------------------------------------|
| Total for Expenses                                  | Net Appropriations<br>July 1, 2023 | Warrants<br>Issued     | Reserves            | Approved by<br>County Excise Board |
| 1100 Total Salaries                                 | \$ 2,042,204.55                    | \$ 1,862,067.63        | \$ -                | \$ 180,136.92                      |
| 1200 Fringe Benefits                                | \$ -                               | \$ -                   | \$ -                | \$ -                               |
| 1300 Travel Related                                 | \$ 686.61                          | \$ -                   | \$ -                | \$ 686.61                          |
| 2000 Total Maintenance & Operations                 | \$ 1,382,892.92                    | \$ 614,900.46          | \$ 59,021.84        | \$ 719,832.80                      |
| 4100 Total Machinery & Equipment, Capital Outlay    | \$ -                               | \$ -                   | \$ -                | \$ -                               |
| All Other Expenses                                  | \$ -                               | \$ -                   | \$ -                | \$ -                               |
| <b>TOTAL EXPENDITURES 2022-23 FISCAL YEAR</b>       | <b>\$ 3,425,784.08</b>             | <b>\$ 2,476,968.09</b> | <b>\$ 59,021.84</b> | <b>\$ 900,656.33</b>               |

JUVENILE DETENTION SALES TAX COVERING THE PERIOD 7/1/2022 TO 6/30/2023  
ESTIMATE OF NEEDS FOR 2023-2024

I.ST-1317

JUVENILE DETENTION SALES TAX

| Schedule I: Current Balance Sheet - June 30, 2023        |                        |
|--|------------------------|
| <b>ASSETS:</b>   |                        |
| Cash Balances  | \$ 1,494,252.15        |
| Investments  | \$ -                   |
| <b>TOTAL ASSETS</b>                                      | <b>\$ 1,494,252.15</b> |
| <b>LIABILITIES AND RESERVES:</b>                         |                        |
| Warrants Outstanding                                     | \$ 29,073.80           |
| Reserve for Interest on Warrants                         | \$ -                   |
| Reserves From Schedule 3                                 | \$ 59,543.87           |
| <b>TOTAL LIABILITIES AND RESERVES</b>                    | <b>\$ 88,617.67</b>    |
| <b>CASH FUND BALANCE JUNE 30, 2023</b>                   | <b>\$ 1,405,634.48</b> |
| <b>TOTAL LIABILITIES, RESERVES AND CASH FUND BALANCE</b> | <b>\$ 1,494,252.15</b> |

| Schedule 5: Juvenile Detention Sales Tax Fund Balance Sheet of Current and All Prior Years |                        |                     |
|--|------------------------|---------------------|
| CURRENT AND ALL PRIOR YEARS  | 2022-23                | PRE-2022            |
| Cash Balance Reported to Excise Board June 30, 2022  | \$ -                   | \$ 1,474,130.25     |
| Opening Balance from Prior Year  | \$ 1,435,513.16        | \$ 1,435,513.16     |
| Cash Fund Balance Transferred Out  | \$ -                   | \$ -                |
| Cash Fund Balance Transferred In   | \$ -                   | \$ -                |
| <b>Adjusted Cash Balance</b>   | <b>\$ 1,435,513.16</b> | <b>\$ 38,617.09</b> |
| Ad Valorem Tax Apportioned To Year in Caption  | \$ -                   | \$ -                |
| <b>Sources of Revenue</b>  |                        |                     |
| 9000 Interest, Mortgage Tax  | \$ 4,354.02            | \$ -                |
| 9100 Local Revenues  | \$ -                   | \$ -                |
| 9200 State Revenues  | \$ -                   | \$ -                |
| 9300 Federal Revenues  | \$ -                   | \$ -                |
| 9400 Miscellaneous Revenues  | \$ 165,027.85          | \$ -                |
| 9500 Special Assessments   | \$ -                   | \$ -                |
| 9600 Other Revenues  | \$ -                   | \$ -                |
| 9700 School Revenues   | \$ -                   | \$ -                |
| All Other Non-Tax Revenues   | \$ -                   | \$ -                |
| Sales Tax and Sales Tax Interest   | \$ 1,275,228.03        | \$ -                |
| Cash Fund Balance Forward From Preceding Year  | \$ 7,016.07            | \$ -                |
| Prior Expenditures Recovered   | \$ 6.04                | \$ -                |
| <b>TOTAL RECEIPTS</b>  | <b>\$ 1,451,632.01</b> | <b>\$ -</b>         |
| <b>TOTAL RECEIPTS AND BALANCE</b>  | <b>\$ 2,887,145.17</b> | <b>\$ 38,617.09</b> |
| Warrants of Year in Caption  | \$ 1,392,893.02        | \$ 31,346.02        |
| Interest Paid Thereon  | \$ -                   | \$ -                |
| <b>TOTAL DISBURSEMENTS</b>   | <b>\$ 1,392,893.02</b> | <b>\$ 31,346.02</b> |
| <b>CASH BALANCE JUNE 30, 2023</b>  | <b>\$ 1,494,252.15</b> | <b>\$ 7,271.07</b>  |
| Reserve for Warrants Outstanding   | \$ 29,073.80           | \$ 255.00           |
| Reserve for Interest on Warrants   | \$ -                   | \$ -                |
| Reserves From Schedule 8   | \$ 59,543.87           | \$ -                |
| <b>TOTAL LIABILITES AND RESERVE</b>  | <b>\$ 88,617.67</b>    | <b>\$ 255.00</b>    |
| <b>DEFICIT:</b>  | <b>\$ -</b>            | <b>\$ -</b>         |
| <b>CASH BALANCE FORWARD TO NEXT YEAR</b>   | <b>\$ 1,405,634.48</b> | <b>\$ 7,016.07</b>  |

| Schedule 9: Juvenile Detention Sales Tax Fund Summary of Expenses |                                    |                        |                     |                                    |
|---|------------------------------------|------------------------|---------------------|------------------------------------|
| Total for Expenses  | Net Appropriations<br>July 1, 2023 | Warrants<br>Issued     | Reserves            | Approved by<br>County Excise Board |
| 1100 Total Salaries   | \$ 1,264,559.18                    | \$ 1,099,429.30        | \$ -                | \$ 165,129.88                      |
| 1200 Fringe Benefits  | \$ -                               | \$ -                   | \$ -                | \$ -                               |
| 1300 Travel Related   | \$ -                               | \$ -                   | \$ -                | \$ -                               |
| 2000 Total Maintenance & Operations                               | \$ 1,384,069.50                    | \$ 322,537.52          | \$ 59,543.87        | \$ 1,009,004.18                    |
| 4100 Total Machinery & Equipment, Capital Outlay                  | \$ 100,997.96                      | \$ -                   | \$ -                | \$ 100,997.96                      |
| All Other Expenses  | \$ -                               | \$ -                   | \$ -                | \$ -                               |
| <b>TOTAL EXPENDITURES 2022-23 FISCAL YEAR</b>                     | <b>\$ 2,749,626.64</b>             | <b>\$ 1,421,966.82</b> | <b>\$ 59,543.87</b> | <b>\$ 1,275,132.02</b>             |

RURAL FIRE SALES TAX COVERING THE PERIOD 7/1/2022 TO 6/30/2023  
ESTIMATE OF NEEDS FOR 2023-2024

I.ST-1321

RURAL FIRE SALES TAX

| Schedule 1: Current Balance Sheet - June 30, 2023        |                        |
|--|------------------------|
| <b>ASSETS:</b>   |                        |
| Cash Balances  | \$ 1,821,666.89        |
| Investments  | \$ -                   |
| <b>TOTAL ASSETS</b>                                      | <b>\$ 1,821,666.89</b> |
| <b>LIABILITIES AND RESERVES:</b>                         |                        |
| Warrants Outstanding                                     | \$ 28,824.00           |
| Reserve for Interest on Warrants                         | \$ -                   |
| Reserves From Schedule 3                                 | \$ 175,635.86          |
| <b>TOTAL LIABILITIES AND RESERVES</b>                    | <b>\$ 204,459.86</b>   |
| <b>CASH FUND BALANCE JUNE 30, 2023</b>                   | <b>\$ 1,617,207.03</b> |
| <b>TOTAL LIABILITIES, RESERVES AND CASH FUND BALANCE</b> | <b>\$ 1,821,666.89</b> |

| Schedule 5: Rural Fire Sales Tax Fund Balance Sheet of Current and All Prior Years |                        |                     |
|--|------------------------|---------------------|
| CURRENT AND ALL PRIOR YEARS  | 2022-23                | PRE-2022            |
| Cash Balance Reported to Excise Board June 30, 2022                                | \$ -                   | \$ 1,021,574.74     |
| Opening Balance from Prior Year  | \$ 936,958.67          | \$ 936,958.67       |
| Cash Fund Balance Transferred Out  | \$ -                   | \$ -                |
| Cash Fund Balance Transferred In   | \$ -                   | \$ -                |
| <b>Adjusted Cash Balance</b>   | <b>\$ 936,958.67</b>   | <b>\$ 84,616.07</b> |
| Ad Valorem Tax Apportioned To Year In Caption                                      | \$ -                   | \$ -                |
| <b>Sources of Revenue</b>  |                        |                     |
| 9000 Interest, Mortgage Tax  | \$ -                   | \$ -                |
| 9100 Local Revenues  | \$ -                   | \$ -                |
| 9200 State Revenues  | \$ -                   | \$ -                |
| 9300 Federal Revenues  | \$ -                   | \$ -                |
| 9400 Miscellaneous Revenues  | \$ 775.45              | \$ -                |
| 9500 Special Assessments   | \$ -                   | \$ -                |
| 9600 Other Revenues  | \$ -                   | \$ -                |
| 9700 School Revenues   | \$ -                   | \$ -                |
| All Other Non-Tax Revenues   | \$ -                   | \$ -                |
| Sales Tax and Sales Tax Interest   | \$ 1,275,228.04        | \$ -                |
| Cash Fund Balance Forward From Preceding Year                                      | \$ 2,766.58            | \$ -                |
| Prior Expenditures Recovered   | \$ -                   | \$ -                |
| <b>TOTAL RECEIPTS</b>  | <b>\$ 1,278,770.07</b> | <b>\$ -</b>         |
| <b>TOTAL RECEIPTS AND BALANCE</b>  | <b>\$ 2,215,728.74</b> | <b>\$ 84,616.07</b> |
| Warrants of Year in Caption  | \$ 394,061.85          | \$ 81,849.49        |
| Interest Paid Thereon  | \$ -                   | \$ -                |
| <b>TOTAL DISBURSEMENTS</b>   | <b>\$ 394,061.85</b>   | <b>\$ 81,849.49</b> |
| <b>CASH BALANCE JUNE 30, 2023</b>  | <b>\$ 1,821,666.89</b> | <b>\$ 2,766.58</b>  |
| Reserve for Warrants Outstanding   | \$ 28,824.00           | \$ -                |
| Reserve for Interest on Warrants   | \$ -                   | \$ -                |
| Reserves From Schedule 8   | \$ 175,635.86          | \$ -                |
| <b>TOTAL LIABILITES AND RESERVE</b>  | <b>\$ 204,459.86</b>   | <b>\$ -</b>         |
| <b>DEFICIT:</b>  | <b>\$ -</b>            | <b>\$ -</b>         |
| <b>CASH BALANCE FORWARD TO NEXT YEAR</b>   | <b>\$ 1,617,207.03</b> | <b>\$ 2,766.58</b>  |

| Schedule 9: Rural Fire Sales Tax Fund Summary of Expenses |                                    |                      |                      |                                    |
|---|------------------------------------|----------------------|----------------------|------------------------------------|
| Total for Expenses  | Net Appropriations<br>July 1, 2023 | Warrants<br>Issued   | Reserves             | Approved by<br>County Excise Board |
| 1100 Total Salaries                                       | \$ -                               | \$ -                 | \$ -                 | \$ -                               |
| 1200 Fringe Benefits                                      | \$ -                               | \$ -                 | \$ -                 | \$ -                               |
| 1300 Travel Related                                       | \$ -                               | \$ -                 | \$ -                 | \$ -                               |
| 2000 Total Maintenance & Operations                       | \$ 721,950.60                      | \$ 51,541.97         | \$ 23,985.15         | \$ 719,354.85                      |
| 4100 Total Machinery & Equipment, Capital Outlay          | \$ 1,386,174.76                    | \$ 371,343.88        | \$ 151,650.71        | \$ 793,015.38                      |
| All Other Expenses  | \$ -                               | \$ -                 | \$ -                 | \$ -                               |
| <b>TOTAL EXPENDITURES 2022-23 FISCAL YEAR</b>             | <b>\$ 2,108,125.36</b>             | <b>\$ 422,885.85</b> | <b>\$ 175,635.86</b> | <b>\$ 1,512,370.23</b>             |

TOTAL OF EXPENDABLE TRUST FUNDS COVERING THE PERIOD JULY 1, 2022 TO JUNE 30, 2023  
ESTIMATE OF NEEDS FOR 2023-2024

EXHIBIT "M" TOTALS

| Schedule 1: Current Balance Sheet - June 30, 2023        |                         |
|--|-------------------------|
| <b>ASSETS:</b>   |                         |
| Cash Balances  | \$ 48,055,609.86        |
| Investments  | \$ -                    |
| <b>TOTAL ASSETS</b>                                      | <b>\$ 48,055,609.86</b> |
| <b>LIABILITIES AND RESERVES:</b>                         |                         |
| Warrants Outstanding                                     | \$ 14,795.66            |
| Reserve for Interest on Warrants                         | \$ -                    |
| Reserves From Schedule 3                                 | \$ 7,050.00             |
| <b>TOTAL LIABILITIES AND RESERVES</b>                    | <b>\$ 21,845.66</b>     |
| <b>CASH FUND BALANCE JUNE 30, 2023</b>                   | <b>\$ 48,033,764.20</b> |
| <b>TOTAL LIABILITIES, RESERVES AND CASH FUND BALANCE</b> | <b>\$ 48,055,609.86</b> |

| Schedule 5: Expendable Trust Funds Balance Sheet of Current and All Prior Years |                         |                    |
|---|-------------------------|--------------------|
| CURRENT AND ALL PRIOR YEARS   | 2022-23                 | PRE-2022           |
| Cash Balance Reported to Excise Board June 30, 2022                             | \$ -                    | \$ 899,410.35      |
| Opening Balance from Prior Year   | \$ 891,149.77           | \$ 891,149.77      |
| Cash Fund Balance Transferred Out   | \$ -                    | \$ -               |
| Cash Fund Balance Transferred In  | \$ -                    | \$ -               |
| <b>Adjusted Cash Balance</b>  | <b>\$ 891,149.77</b>    | <b>\$ 8,260.58</b> |
| Ad Valorem Tax Apportioned To Year In Caption                                   | \$ 44,501,812.68        | \$ -               |
| <b>Sources of Revenue</b>   |                         |                    |
| 9000 Interest, Mortgage Tax   | \$ 801,741.89           | \$ -               |
| 9100 Local Revenues   | \$ 1,192,633.32         | \$ -               |
| 9200 State Revenues   | \$ 824,659.19           | \$ -               |
| 9300 Federal Revenues   | \$ 1,923.79             | \$ -               |
| 9400 Miscellaneous Revenues   | \$ 220,085.19           | \$ -               |
| 9500 Special Assessments  | \$ 78,555.51            | \$ -               |
| 9600 Other Revenues   | \$ -                    | \$ -               |
| 9700 School Revenues  | \$ -                    | \$ -               |
| All Other Non-Tax Revenues  | \$ -                    | \$ -               |
| Sales Tax and Sales Tax Interest  | \$ -                    | \$ -               |
| Cash Fund Balance Forward From Preceding Year                                   | \$ -                    | \$ -               |
| Prior Expenditures Recovered  | \$ -                    | \$ -               |
| <b>TOTAL RECEIPTS</b>   | <b>\$ 47,621,411.57</b> | <b>\$ -</b>        |
| <b>TOTAL RECEIPTS AND BALANCE</b>   | <b>\$ 48,512,561.34</b> | <b>\$ 8,260.58</b> |
| Warrants of Year in Caption   | \$ 456,951.48           | \$ 8,260.58        |
| Interest Paid Thereon   | \$ -                    | \$ -               |
| <b>TOTAL DISBURSEMENTS</b>  | <b>\$ 456,951.48</b>    | <b>\$ 8,260.58</b> |
| <b>CASH BALANCE JUNE 30, 2023</b>   | <b>\$ 48,055,609.86</b> | <b>\$ -</b>        |
| Reserve for Warrants Outstanding  | \$ 14,795.66            | \$ -               |
| Reserve for Interest on Warrants  | \$ -                    | \$ -               |
| Reserves From Schedule 8  | \$ 7,050.00             | \$ -               |
| <b>TOTAL LIABILITIES AND RESERVE</b>  | <b>\$ 21,845.66</b>     | <b>\$ -</b>        |
| <b>DEFICIT:</b>   | <b>\$ (204.00)</b>      | <b>\$ -</b>        |
| <b>CASH BALANCE FORWARD TO NEXT YEAR</b>  | <b>\$ 48,033,968.20</b> | <b>\$ -</b>        |

| Schedule 9: Expendable Trust Funds Summary of Expenses |                                    |                      |                    |                                    |
|--|------------------------------------|----------------------|--------------------|------------------------------------|
| Total for Expenses                                     | Net Appropriations<br>July 1, 2023 | Warrants<br>Issued   | Reserves           | Approved by<br>County Excise Board |
| 1100 Total Salaries                                    | \$ -                               | \$ -                 | \$ -               | \$ -                               |
| 1200 Fringe Benefits                                   | \$ -                               | \$ -                 | \$ -               | \$ -                               |
| 1300 Travel Related                                    | \$ -                               | \$ -                 | \$ -               | \$ -                               |
| 2005 Total Maintenance & Operations                    | \$ 769,224.79                      | \$ 471,583.94        | \$ 7,050.00        | \$ 290,590.85                      |
| 4110 Machinery & Equipment, Capital Outlay             | \$ -                               | \$ -                 | \$ -               | \$ -                               |
| All Other Expenses                                     | \$ 163.20                          | \$ 163.20            | \$ -               | \$ -                               |
| <b>TOTAL EXPENDITURES 2022-23 FISCAL YEAR</b>          | <b>\$ 769,387.99</b>               | <b>\$ 471,747.14</b> | <b>\$ 7,050.00</b> | <b>\$ 290,590.85</b>               |

COURT CLERK REVOLVING COVERING THE PERIOD 7/1/2022 TO 6/30/2023  
ESTIMATE OF NEEDS FOR 2023-2024

M-7201

COURT CLERK REVOLVING

| Schedule 1: Current Balance Sheet - June 30, 2023        |                    |
|--|--------------------|
| <b>ASSETS:</b>   |                    |
| Cash Balances  | \$ -               |
| Investments  | \$ -               |
| <b>TOTAL ASSETS</b>                                      | <b>\$ -</b>        |
| <b>LIABILITIES AND RESERVES:</b>                         |                    |
| Warrants Outstanding                                     | \$ 204.00          |
| Reserve for Interest on Warrants                         | \$ -               |
| Reserves From Schedule 3                                 | \$ -               |
| <b>TOTAL LIABILITIES AND RESERVES</b>                    | <b>\$ 204.00</b>   |
| <b>CASH FUND BALANCE JUNE 30, 2023</b>                   | <b>\$ (204.00)</b> |
| <b>TOTAL LIABILITIES, RESERVES AND CASH FUND BALANCE</b> | <b>\$ -</b>        |

| Schedule 5: Court Clerk Revolving Fund Balance Sheet of Current and All Prior Years |                    |             |
|---|--------------------|-------------|
| CURRENT AND ALL PRIOR YEARS   | 2022-23            | PRE-2022    |
| Cash Balance Reported to Excise Board June 30, 2022                                 | \$ -               | \$ 40.80    |
| Opening Balance from Prior Year   | \$ 40.80           | \$ 40.80    |
| Cash Fund Balance Transferred Out   | \$ -               | \$ -        |
| Cash Fund Balance Transferred In  | \$ -               | \$ -        |
| <b>Adjusted Cash Balance</b>  | <b>\$ 40.80</b>    | <b>\$ -</b> |
| Ad Valorem Tax Apportioned To Year In Caption                                       | \$ -               | \$ -        |
| <b>Sources of Revenue</b>   |                    |             |
| 9000 Interest, Mortgage Tax   | \$ -               | \$ -        |
| 9100 Local Revenues   | \$ -               | \$ -        |
| 9200 State Revenues   | \$ -               | \$ -        |
| 9300 Federal Revenues   | \$ -               | \$ -        |
| 9400 Miscellaneous Revenues   | \$ -               | \$ -        |
| 9500 Special Assessments  | \$ -               | \$ -        |
| 9600 Other Revenues   | \$ -               | \$ -        |
| 9700 School Revenues  | \$ -               | \$ -        |
| All Other Non-Tax Revenues  | \$ -               | \$ -        |
| Sales Tax and Sales Tax Interest  | \$ -               | \$ -        |
| Cash Fund Balance Forward From Preceding Year                                       | \$ -               | \$ -        |
| Prior Expenditures Recovered  | \$ -               | \$ -        |
| <b>TOTAL RECEIPTS</b>   | <b>\$ -</b>        | <b>\$ -</b> |
| <b>TOTAL RECEIPTS AND BALANCE</b>   | <b>\$ 40.80</b>    | <b>\$ -</b> |
| Warrants of Year in Caption   | \$ 40.80           | \$ -        |
| Interest Paid Thereon   | \$ -               | \$ -        |
| <b>TOTAL DISBURSEMENTS</b>  | <b>\$ 40.80</b>    | <b>\$ -</b> |
| <b>CASH BALANCE JUNE 30, 2023</b>   | <b>\$ -</b>        | <b>\$ -</b> |
| Reserve for Warrants Outstanding  | \$ 204.00          | \$ -        |
| Reserve for Interest on Warrants  | \$ -               | \$ -        |
| Reserves From Schedule 8  | \$ -               | \$ -        |
| <b>TOTAL LIABILITES AND RESERVE</b>   | <b>\$ 204.00</b>   | <b>\$ -</b> |
| <b>DEFICIT:</b>   | <b>\$ (204.00)</b> | <b>\$ -</b> |
| <b>CASH BALANCE FORWARD TO NEXT YEAR</b>  | <b>\$ -</b>        | <b>\$ -</b> |

| Schedule 9: Court Clerk Revolving Fund Summary of Expenses |                                    |                    |             |                                    |
|--|------------------------------------|--------------------|-------------|------------------------------------|
| Total for Expenses   | Net Appropriations<br>July 1, 2023 | Warrants<br>Issued | Reserves    | Approved by<br>County Excise Board |
| 1100 Total Salaries  | \$ -                               | \$ -               | \$ -        | \$ -                               |
| 1200 Fringe Benefits                                       | \$ -                               | \$ -               | \$ -        | \$ -                               |
| 1300 Travel Related  | \$ -                               | \$ -               | \$ -        | \$ -                               |
| 2000 Total Maintenance & Operations                        | \$ 81.60                           | \$ 81.60           | \$ -        | \$ -                               |
| 4100 Total Machinery & Equipment, Capital Outlay           | \$ -                               | \$ -               | \$ -        | \$ -                               |
| All Other Expenses   | \$ 163.20                          | \$ 163.20          | \$ -        | \$ -                               |
| <b>TOTAL EXPENDITURES 2022-23 FISCAL YEAR</b>              | <b>\$ 244.80</b>                   | <b>\$ 244.80</b>   | <b>\$ -</b> | <b>\$ -</b>                        |

LAW LIBRARY COVERING THE PERIOD 7/1/2022 TO 6/30/2023  
ESTIMATE OF NEEDS FOR 2023-2024

M-7205

LAW LIBRARY

| Schedule 1: Current Balance Sheet - June 30, 2023        |                     |
|--|---------------------|
| <b>ASSETS:</b>   |                     |
| Cash Balances  | \$ 10,204.64        |
| Investments  | \$ -                |
| <b>TOTAL ASSETS</b>                                      | <b>\$ 10,204.64</b> |
| <b>LIABILITIES AND RESERVES:</b>                         |                     |
| Warrants Outstanding                                     | \$ -                |
| Reserve for Interest on Warrants                         | \$ -                |
| Reserves From Schedule 3                                 | \$ 1,200.00         |
| <b>TOTAL LIABILITIES AND RESERVES</b>                    | <b>\$ 1,200.00</b>  |
| <b>CASH FUND BALANCE JUNE 30, 2023</b>                   | <b>\$ 9,004.64</b>  |
| <b>TOTAL LIABILITIES, RESERVES AND CASH FUND BALANCE</b> | <b>\$ 10,204.64</b> |

| Schedule 5: Law Library Fund Balance Sheet of Current and All Prior Years |                     |                    |
|---|---------------------|--------------------|
| CURRENT AND ALL PRIOR YEARS   | 2022-23             | PRE-2022           |
| Cash Balance Reported to Excise Board June 30, 2022                       | \$ -                | \$ 10,424.01       |
| Opening Balance from Prior Year   | \$ 2,163.43         | \$ 2,163.43        |
| Cash Fund Balance Transferred Out   | \$ -                | \$ -               |
| Cash Fund Balance Transferred In  | \$ -                | \$ -               |
| <b>Adjusted Cash Balance</b>  | <b>\$ 2,163.43</b>  | <b>\$ 8,260.58</b> |
| Ad Valorem Tax Apportioned To Year In Caption                             | \$ -                | \$ -               |
| <b>Sources of Revenue</b>   |                     |                    |
| 9000 Interest, Mortgage Tax   | \$ -                | \$ -               |
| 9100 Local Revenues   | \$ 36,065.00        | \$ -               |
| 9200 State Revenues   | \$ -                | \$ -               |
| 9300 Federal Revenues   | \$ -                | \$ -               |
| 9400 Miscellaneous Revenues   | \$ -                | \$ -               |
| 9500 Special Assessments  | \$ -                | \$ -               |
| 9600 Other Revenues   | \$ -                | \$ -               |
| 9700 School Revenues  | \$ -                | \$ -               |
| All Other Non-Tax Revenues  | \$ -                | \$ -               |
| Sales Tax and Sales Tax Interest  | \$ -                | \$ -               |
| Cash Fund Balance Forward From Preceding Year                             | \$ -                | \$ -               |
| Prior Expenditures Recovered  | \$ -                | \$ -               |
| <b>TOTAL RECEIPTS</b>   | <b>\$ 36,065.00</b> | <b>\$ -</b>        |
| <b>TOTAL RECEIPTS AND BALANCE</b>   | <b>\$ 38,228.43</b> | <b>\$ 8,260.58</b> |
| Warrants of Year in Caption   | \$ 28,023.79        | \$ 8,260.58        |
| Interest Paid Thereon   | \$ -                | \$ -               |
| <b>TOTAL DISBURSEMENTS</b>  | <b>\$ 28,023.79</b> | <b>\$ 8,260.58</b> |
| <b>CASH BALANCE JUNE 30, 2023</b>   | <b>\$ 10,204.64</b> | <b>\$ -</b>        |
| Reserve for Warrants Outstanding  | \$ -                | \$ -               |
| Reserve for Interest on Warrants  | \$ -                | \$ -               |
| Reserves From Schedule 8  | \$ 1,200.00         | \$ -               |
| <b>TOTAL LIABILITES AND RESERVE</b>                                       | <b>\$ 1,200.00</b>  | <b>\$ -</b>        |
| <b>DEFICIT:</b>   | <b>\$ -</b>         | <b>\$ -</b>        |
| <b>CASH BALANCE FORWARD TO NEXT YEAR</b>                                  | <b>\$ 9,004.64</b>  | <b>\$ -</b>        |

| Schedule 9: Law Library Fund Summary of Expenses |                                    |                     |                    |                                    |
|--|------------------------------------|---------------------|--------------------|------------------------------------|
| Total for Expenses                               | Net Appropriations<br>July 1, 2023 | Warrants<br>Issued  | Reserves           | Approved by<br>County Excise Board |
| 1100 Total Salaries                              | \$ -                               | \$ -                | \$ -               | \$ -                               |
| 1200 Fringe Benefits                             | \$ -                               | \$ -                | \$ -               | \$ -                               |
| 1300 Travel Related                              | \$ -                               | \$ -                | \$ -               | \$ -                               |
| 2000 Total Maintenance & Operations              | \$ 35,480.81                       | \$ 28,023.79        | \$ 1,200.00        | \$ 6,257.02                        |
| 4100 Total Machinery & Equipment, Capital Outlay | \$ -                               | \$ -                | \$ -               | \$ -                               |
| All Other Expenses                               | \$ -                               | \$ -                | \$ -               | \$ -                               |
| <b>TOTAL EXPENDITURES 2022-23 FISCAL YEAR</b>    | <b>\$ 35,480.81</b>                | <b>\$ 28,023.79</b> | <b>\$ 1,200.00</b> | <b>\$ 6,257.02</b>                 |



DRUG COURT COVERING THE PERIOD 7/1/2022 TO 6/30/2023  
ESTIMATE OF NEEDS FOR 2023-2024

DRUG COURT

M-7206

| Schedule 1: Current Balance Sheet - June 30, 2023        |                     |
|--|---------------------|
| <b>ASSETS:</b>   |                     |
| Cash Balances  | \$ 98,098.67        |
| Investments  | \$ -                |
| <b>TOTAL ASSETS</b>                                      | <b>\$ 98,098.67</b> |
| <b>LIABILITIES AND RESERVES:</b>                         |                     |
| Warrants Outstanding                                     | \$ 14,591.66        |
| Reserve for Interest on Warrants                         | \$ -                |
| Reserves From Schedule 3                                 | \$ -                |
| <b>TOTAL LIABILITIES AND RESERVES</b>                    | <b>\$ 14,591.66</b> |
| <b>CASH FUND BALANCE JUNE 30, 2023</b>                   | <b>\$ 83,507.01</b> |
| <b>TOTAL LIABILITIES, RESERVES AND CASH FUND BALANCE</b> | <b>\$ 98,098.67</b> |

| Schedule 5: Drug Court Fund Balance Sheet of Current and All Prior Years |                      |              |
|--|----------------------|--------------|
| CURRENT AND ALL PRIOR YEARS  | 2022-23              | PRE-2022     |
| Cash Balance Reported to Excise Board June 30, 2022                      | \$ -                 | \$ 68,757.89 |
| Opening Balance from Prior Year  | \$ 68,757.89         | \$ 68,757.89 |
| Cash Fund Balance Transferred Out  | \$ -                 | \$ -         |
| Cash Fund Balance Transferred In   | \$ -                 | \$ -         |
| <b>Adjusted Cash Balance</b>   | <b>\$ 68,757.89</b>  | <b>\$ -</b>  |
| Ad Valorem Tax Apportioned To Year In Caption                            | \$ -                 | \$ -         |
| <b>Sources of Revenue</b>  |                      |              |
| 9000 Interest, Mortgage Tax  | \$ -                 | \$ -         |
| 9100 Local Revenues  | \$ 53,118.57         | \$ -         |
| 9200 State Revenues  | \$ -                 | \$ -         |
| 9300 Federal Revenues  | \$ -                 | \$ -         |
| 9400 Miscellaneous Revenues  | \$ 145,666.65        | \$ -         |
| 9500 Special Assessments   | \$ -                 | \$ -         |
| 9600 Other Revenues  | \$ -                 | \$ -         |
| 9700 School Revenues   | \$ -                 | \$ -         |
| All Other Non-Tax Revenues   | \$ -                 | \$ -         |
| Sales Tax and Sales Tax Interest   | \$ -                 | \$ -         |
| Cash Fund Balance Forward From Preceding Year                            | \$ -                 | \$ -         |
| Prior Expenditures Recovered   | \$ -                 | \$ -         |
| <b>TOTAL RECEIPTS</b>  | <b>\$ 198,785.22</b> | <b>\$ -</b>  |
| <b>TOTAL RECEIPTS AND BALANCE</b>  | <b>\$ 267,543.11</b> | <b>\$ -</b>  |
| Warrants of Year in Caption  | \$ 169,444.44        | \$ -         |
| Interest Paid Thereon  | \$ -                 | \$ -         |
| <b>TOTAL DISBURSEMENTS</b>   | <b>\$ 169,444.44</b> | <b>\$ -</b>  |
| <b>CASH BALANCE JUNE 30, 2023</b>  | <b>\$ 98,098.67</b>  | <b>\$ -</b>  |
| Reserve for Warrants Outstanding   | \$ 14,591.66         | \$ -         |
| Reserve for Interest on Warrants   | \$ -                 | \$ -         |
| Reserves From Schedule 8   | \$ -                 | \$ -         |
| <b>TOTAL LIABILITES AND RESERVE</b>                                      | <b>\$ 14,591.66</b>  | <b>\$ -</b>  |
| <b>DEFICIT:</b>  | <b>\$ -</b>          | <b>\$ -</b>  |
| <b>CASH BALANCE FORWARD TO NEXT YEAR</b>                                 | <b>\$ 83,507.01</b>  | <b>\$ -</b>  |

| Schedule 9: Drug Court Fund Summary of Expenses  |                                    |                      |             |                                    |
|--|------------------------------------|----------------------|-------------|------------------------------------|
| Total for Expenses                               | Net Appropriations<br>July 1, 2023 | Warrants<br>Issued   | Reserves    | Approved by<br>County Excise Board |
| 1100 Total Salaries                              | \$ -                               | \$ -                 | \$ -        | \$ -                               |
| 1200 Fringe Benefits                             | \$ -                               | \$ -                 | \$ -        | \$ -                               |
| 1300 Travel Related                              | \$ -                               | \$ -                 | \$ -        | \$ -                               |
| 2000 Total Maintenance & Operations              | \$ 266,079.05                      | \$ 184,036.10        | \$ -        | \$ 82,042.95                       |
| 4100 Total Machinery & Equipment, Capital Outlay | \$ -                               | \$ -                 | \$ -        | \$ -                               |
| All Other Expenses                               | \$ -                               | \$ -                 | \$ -        | \$ -                               |
| <b>TOTAL EXPENDITURES 2022-23 FISCAL YEAR</b>    | <b>\$ 266,079.05</b>               | <b>\$ 184,036.10</b> | <b>\$ -</b> | <b>\$ 82,042.95</b>                |

MENTAL HEALTH COURT PROGRAM COVERING THE PERIOD 7/1/2022 TO 6/30/2023  
ESTIMATE OF NEEDS FOR 2023-2024

M-7207

MENTAL HEALTH COURT PROGRAM

| Schedule 1: Current Balance Sheet - June 30, 2023        |                     |
|--|---------------------|
| <b>ASSETS:</b>   |                     |
| Cash Balances  | \$ 28,411.80        |
| Investments  | \$ -                |
| <b>TOTAL ASSETS</b>                                      | <b>\$ 28,411.80</b> |
| <b>LIABILITIES AND RESERVES:</b>                         |                     |
| Warrants Outstanding                                     | \$ -                |
| Reserve for Interest on Warrants                         | \$ -                |
| Reserves From Schedule 3                                 | \$ 5,850.00         |
| <b>TOTAL LIABILITIES AND RESERVES</b>                    | <b>\$ 5,850.00</b>  |
| <b>CASH FUND BALANCE JUNE 30, 2023</b>                   | <b>\$ 22,561.80</b> |
| <b>TOTAL LIABILITIES, RESERVES AND CASH FUND BALANCE</b> | <b>\$ 28,411.80</b> |

| Schedule 5: Mental Health Court Program Fund Balance Sheet of Current and All Prior Years |                     |             |
|---|---------------------|-------------|
| CURRENT AND ALL PRIOR YEARS   | 2022-23             | PRE-2022    |
| Cash Balance Reported to Excise Board June 30, 2022                                       | \$ -                | \$ -        |
| Opening Balance from Prior Year   | \$ -                | \$ -        |
| Cash Fund Balance Transferred Out   | \$ -                | \$ -        |
| Cash Fund Balance Transferred In  | \$ -                | \$ -        |
| <b>Adjusted Cash Balance</b>  | <b>\$ -</b>         | <b>\$ -</b> |
| Ad Valorem Tax Apportioned To Year In Caption   | \$ -                | \$ -        |
| <b>Sources of Revenue</b>   |                     |             |
| 9000 Interest, Mortgage Tax   | \$ -                | \$ -        |
| 9100 Local Revenues   | \$ -                | \$ -        |
| 9200 State Revenues   | \$ -                | \$ -        |
| 9300 Federal Revenues   | \$ -                | \$ -        |
| 9400 Miscellaneous Revenues   | \$ 36,291.87        | \$ -        |
| 9500 Special Assessments  | \$ -                | \$ -        |
| 9600 Other Revenues   | \$ -                | \$ -        |
| 9700 School Revenues  | \$ -                | \$ -        |
| All Other Non-Tax Revenues  | \$ -                | \$ -        |
| Sales Tax and Sales Tax Interest  | \$ -                | \$ -        |
| Cash Fund Balance Forward From Preceding Year   | \$ -                | \$ -        |
| Prior Expenditures Recovered  | \$ -                | \$ -        |
| <b>TOTAL RECEIPTS</b>   | <b>\$ 36,291.87</b> | <b>\$ -</b> |
| <b>TOTAL RECEIPTS AND BALANCE</b>   | <b>\$ 36,291.87</b> | <b>\$ -</b> |
| Warrants of Year in Caption   | \$ 7,880.07         | \$ -        |
| Interest Paid Thereon   | \$ -                | \$ -        |
| <b>TOTAL DISBURSEMENTS</b>  | <b>\$ 7,880.07</b>  | <b>\$ -</b> |
| <b>CASH BALANCE JUNE 30, 2023</b>   | <b>\$ 28,411.80</b> | <b>\$ -</b> |
| Reserve for Warrants Outstanding  | \$ -                | \$ -        |
| Reserve for Interest on Warrants  | \$ -                | \$ -        |
| Reserves From Schedule 8  | \$ 5,850.00         | \$ -        |
| <b>TOTAL LIABILITES AND RESERVE</b>   | <b>\$ 5,850.00</b>  | <b>\$ -</b> |
| <b>DEFICIT:</b>   | <b>\$ -</b>         | <b>\$ -</b> |
| <b>CASH BALANCE FORWARD TO NEXT YEAR</b>  | <b>\$ 22,561.80</b> | <b>\$ -</b> |

| Schedule 9: Mental Health Court Program Fund Summary of Expenses |                                    |                    |                    |                                    |
|--|------------------------------------|--------------------|--------------------|------------------------------------|
| Total for Expenses   | Net Appropriations<br>July 1, 2023 | Warrants<br>Issued | Reserves           | Approved by<br>County Excise Board |
| 1100 Total Salaries  | \$ -                               | \$ -               | \$ -               | \$ -                               |
| 1200 Fringe Benefits   | \$ -                               | \$ -               | \$ -               | \$ -                               |
| 1300 Travel Related  | \$ -                               | \$ -               | \$ -               | \$ -                               |
| 2000 Total Maintenance & Operations                              | \$ 36,291.87                       | \$ 7,880.07        | \$ 5,850.00        | \$ 22,561.80                       |
| 4100 Total Machinery & Equipment, Capital Outlay                 | \$ -                               | \$ -               | \$ -               | \$ -                               |
| All Other Expenses   | \$ -                               | \$ -               | \$ -               | \$ -                               |
| <b>TOTAL EXPENDITURES 2022-23 FISCAL YEAR</b>                    | <b>\$ 36,291.87</b>                | <b>\$ 7,880.07</b> | <b>\$ 5,850.00</b> | <b>\$ 22,561.80</b>                |

COURT CLERK PRESERVATION COVERING THE PERIOD 7/1/2022 TO 6/30/2023  
ESTIMATE OF NEEDS FOR 2023-2024

M-7210

COURT CLERK PRESERVATION

| Schedule 1: Current Balance Sheet - June 30, 2023        |                     |
|--|---------------------|
| <b>ASSETS:</b>   |                     |
| Cash Balances  | \$ 62,027.96        |
| Investments  | \$ -                |
| <b>TOTAL ASSETS</b>                                      | <b>\$ 62,027.96</b> |
| <b>LIABILITIES AND RESERVES:</b>                         |                     |
| Warrants Outstanding                                     | \$ -                |
| Reserve for Interest on Warrants                         | \$ -                |
| Reserves From Schedule 3                                 | \$ -                |
| <b>TOTAL LIABILITIES AND RESERVES</b>                    | <b>\$ -</b>         |
| <b>CASH FUND BALANCE JUNE 30, 2023</b>                   | <b>\$ 62,027.96</b> |
| <b>TOTAL LIABILITIES, RESERVES AND CASH FUND BALANCE</b> | <b>\$ 62,027.96</b> |

| Schedule 5: Court Clerk Preservation Fund Balance Sheet of Current and All Prior Years |                     |              |
|--|---------------------|--------------|
| CURRENT AND ALL PRIOR YEARS  | 2022-23             | PRE-2022     |
| Cash Balance Reported to Excise Board June 30, 2022                                    | \$ -                | \$ 46,762.09 |
| Opening Balance from Prior Year  | \$ 46,762.09        | \$ 46,762.09 |
| Cash Fund Balance Transferred Out  | \$ -                | \$ -         |
| Cash Fund Balance Transferred In   | \$ -                | \$ -         |
| <b>Adjusted Cash Balance</b>   | <b>\$ 46,762.09</b> | <b>\$ -</b>  |
| Ad Valorem Tax Apportioned To Year In Caption  | \$ -                | \$ -         |
| <b>Sources of Revenue</b>  |                     |              |
| 9000 Interest, Mortgage Tax  | \$ -                | \$ -         |
| 9100 Local Revenues  | \$ -                | \$ -         |
| 9200 State Revenues  | \$ -                | \$ -         |
| 9300 Federal Revenues  | \$ -                | \$ -         |
| 9400 Miscellaneous Revenues  | \$ 38,126.67        | \$ -         |
| 9500 Special Assessments   | \$ -                | \$ -         |
| 9600 Other Revenues  | \$ -                | \$ -         |
| 9700 School Revenues   | \$ -                | \$ -         |
| All Other Non-Tax Revenues   | \$ -                | \$ -         |
| Sales Tax and Sales Tax Interest   | \$ -                | \$ -         |
| Cash Fund Balance Forward From Preceding Year  | \$ -                | \$ -         |
| Prior Expenditures Recovered   | \$ -                | \$ -         |
| <b>TOTAL RECEIPTS</b>  | <b>\$ 38,126.67</b> | <b>\$ -</b>  |
| <b>TOTAL RECEIPTS AND BALANCE</b>  | <b>\$ 84,888.76</b> | <b>\$ -</b>  |
| Warrants of Year in Caption  | \$ 22,860.80        | \$ -         |
| Interest Paid Thereon  | \$ -                | \$ -         |
| <b>TOTAL DISBURSEMENTS</b>   | <b>\$ 22,860.80</b> | <b>\$ -</b>  |
| <b>CASH BALANCE JUNE 30, 2023</b>  | <b>\$ 62,027.96</b> | <b>\$ -</b>  |
| Reserve for Warrants Outstanding   | \$ -                | \$ -         |
| Reserve for Interest on Warrants   | \$ -                | \$ -         |
| Reserves From Schedule 8   | \$ -                | \$ -         |
| <b>TOTAL LIABILITES AND RESERVE</b>  | <b>\$ -</b>         | <b>\$ -</b>  |
| <b>DEFICIT:</b>  | <b>\$ -</b>         | <b>\$ -</b>  |
| <b>CASH BALANCE FORWARD TO NEXT YEAR</b>   | <b>\$ 62,027.96</b> | <b>\$ -</b>  |

| Schedule 9: Court Clerk Preservation Fund Summary of Expenses |                                    |                     |             |                                    |
|---|------------------------------------|---------------------|-------------|------------------------------------|
| Total for Expenses  | Net Appropriations<br>July 1, 2023 | Warrants<br>Issued  | Reserves    | Approved by<br>County Excise Board |
| 1100 Total Salaries   | \$ -                               | \$ -                | \$ -        | \$ -                               |
| 1200 Fringe Benefits  | \$ -                               | \$ -                | \$ -        | \$ -                               |
| 1300 Travel Related   | \$ -                               | \$ -                | \$ -        | \$ -                               |
| 2000 Total Maintenance & Operations                           | \$ 80,935.56                       | \$ 22,860.80        | \$ -        | \$ 58,074.76                       |
| 4100 Total Machinery & Equipment, Capital Outlay              | \$ -                               | \$ -                | \$ -        | \$ -                               |
| All Other Expenses  | \$ -                               | \$ -                | \$ -        | \$ -                               |
| <b>TOTAL EXPENDITURES 2022-23 FISCAL YEAR</b>                 | <b>\$ 80,935.56</b>                | <b>\$ 22,860.80</b> | <b>\$ -</b> | <b>\$ 58,074.76</b>                |

EXCESS RESALE COVERING THE PERIOD 7/1/2022 TO 6/30/2023  
ESTIMATE OF NEEDS FOR 2023-2024

M-7402

EXCESS RESALE

| Schedule 1: Current Balance Sheet - June 30, 2023        |                      |
|--|----------------------|
| <b>ASSETS:</b>   |                      |
| Cash Balances  | \$ 227,665.61        |
| Investments  | \$ -                 |
| <b>TOTAL ASSETS</b>                                      | <b>\$ 227,665.61</b> |
| <b>LIABILITIES AND RESERVES:</b>                         |                      |
| Warrants Outstanding                                     | \$ -                 |
| Reserve for Interest on Warrants                         | \$ -                 |
| Reserves From Schedule 3                                 | \$ -                 |
| <b>TOTAL LIABILITIES AND RESERVES</b>                    | <b>\$ -</b>          |
| <b>CASH FUND BALANCE JUNE 30, 2023</b>                   | <b>\$ 227,665.61</b> |
| <b>TOTAL LIABILITIES, RESERVES AND CASH FUND BALANCE</b> | <b>\$ 227,665.61</b> |

| Schedule 5: Excess Resale Fund Balance Sheet of Current and All Prior Years |                      |               |
|---|----------------------|---------------|
| CURRENT AND ALL PRIOR YEARS   | 2022-23              | PRE-2022      |
| Cash Balance Reported to Excise Board June 30, 2022                         | \$ -                 | \$ 350,355.90 |
| Opening Balance from Prior Year   | \$ 350,355.90        | \$ 350,355.90 |
| Cash Fund Balance Transferred Out   | \$ -                 | \$ -          |
| Cash Fund Balance Transferred In  | \$ -                 | \$ -          |
| Adjusted Cash Balance   | \$ 350,355.90        | \$ -          |
| Ad Valorem Tax Apportioned To Year In Caption                               | \$ 68,022.14         | \$ -          |
| Sources of Revenue  |                      |               |
| 9000 Interest, Mortgage Tax   | \$ -                 | \$ -          |
| 9100 Local Revenues   | \$ -                 | \$ -          |
| 9200 State Revenues   | \$ -                 | \$ -          |
| 9300 Federal Revenues   | \$ -                 | \$ -          |
| 9400 Miscellaneous Revenues   | \$ -                 | \$ -          |
| 9500 Special Assessments  | \$ 37,989.15         | \$ -          |
| 9600 Other Revenues   | \$ -                 | \$ -          |
| 9700 School Revenues  | \$ -                 | \$ -          |
| All Other Non-Tax Revenues  | \$ -                 | \$ -          |
| Sales Tax and Sales Tax Interest  | \$ -                 | \$ -          |
| Cash Fund Balance Forward From Preceding Year                               | \$ -                 | \$ -          |
| Prior Expenditures Recovered  | \$ -                 | \$ -          |
| <b>TOTAL RECEIPTS</b>   | <b>\$ 106,011.29</b> | <b>\$ -</b>   |
| <b>TOTAL RECEIPTS AND BALANCE</b>   | <b>\$ 456,367.19</b> | <b>\$ -</b>   |
| Warrants of Year in Caption   | \$ 228,701.58        | \$ -          |
| Interest Paid Thereon   | \$ -                 | \$ -          |
| <b>TOTAL DISBURSEMENTS</b>  | <b>\$ 228,701.58</b> | <b>\$ -</b>   |
| <b>CASH BALANCE JUNE 30, 2023</b>   | <b>\$ 227,665.61</b> | <b>\$ -</b>   |
| Reserve for Warrants Outstanding  | \$ -                 | \$ -          |
| Reserve for Interest on Warrants  | \$ -                 | \$ -          |
| Reserves From Schedule 8  | \$ -                 | \$ -          |
| <b>TOTAL LIABILITES AND RESERVE</b>   | <b>\$ -</b>          | <b>\$ -</b>   |
| <b>DEFICIT:</b>   | <b>\$ -</b>          | <b>\$ -</b>   |
| <b>CASH BALANCE FORWARD TO NEXT YEAR</b>                                    | <b>\$ 227,665.61</b> | <b>\$ -</b>   |

| Schedule 9: Excess Resale Fund Summary of Expenses |                                    |                      |             |                                    |
|--|------------------------------------|----------------------|-------------|------------------------------------|
| Total for Expenses                                 | Net Appropriations<br>July 1, 2023 | Warrants<br>Issued   | Reserves    | Approved by<br>County Excise Board |
| 1100 Total Salaries                                | \$ -                               | \$ -                 | \$ -        | \$ -                               |
| 1200 Fringe Benefits                               | \$ -                               | \$ -                 | \$ -        | \$ -                               |
| 1300 Travel Related                                | \$ -                               | \$ -                 | \$ -        | \$ -                               |
| 2000 Total Maintenance & Operations                | \$ 350,355.90                      | \$ 228,701.58        | \$ -        | \$ 121,654.32                      |
| 4100 Total Machinery & Equipment, Capital Outlay   | \$ -                               | \$ -                 | \$ -        | \$ -                               |
| All Other Expenses                                 | \$ -                               | \$ -                 | \$ -        | \$ -                               |
| <b>TOTAL EXPENDITURES 2022-23 FISCAL YEAR</b>      | <b>\$ 350,355.90</b>               | <b>\$ 228,701.58</b> | <b>\$ -</b> | <b>\$ 121,654.32</b>               |

**Statement of Receipts, Disbursements, and Changes in Cash Balances**  
**Exhibit W**

| County Funds         | Beginning Cash Balance<br>July 1 | Receipts Apportioned | Transfers In  | Transfers Out | Disbursements    | Ending Cash Balance<br>June 30 |
|----------------------|----------------------------------|----------------------|---------------|---------------|------------------|--------------------------------|
| Exhibit A            | \$ 2,303,306.70                  | \$ 7,865,356.73      | \$ 0.00       | \$ 0.00       | \$ 7,669,329.98  | \$ 2,499,333.45                |
| Exhibit B            | \$ 0.00                          | \$ 0.00              | \$ 0.00       | \$ 0.00       | \$ 0.00          | \$ 0.00                        |
| Exhibit D            | \$ 3,174,622.48                  | \$ 5,151,381.33      | \$ 0.00       | \$ 0.00       | \$ 5,980,404.49  | \$ 2,345,719.32                |
| Exhibit E            | \$ 2,393,909.09                  | \$ 1,638,789.86      | \$ 0.00       | \$ 0.00       | \$ 1,169,810.97  | \$ 2,863,187.98                |
| Total Exhibit G's    | \$ 48,886.72                     | \$ 13.49             | \$ 0.00       | \$ 0.00       | \$ 0.00          | \$ 48,900.21                   |
| Total Exhibit H's    | \$ 0.00                          | \$ 4,979.38          | \$ 0.00       | \$ 0.00       | \$ 0.00          | \$ 4,979.38                    |
| Total Exhibit I's    | \$ 17,641,131.26                 | \$ 4,315,552.96      | \$ 100,000.30 | \$ 36,405.00  | \$ 6,804,002.20  | \$ 15,216,277.32               |
| Total Exhibit I.ST's | \$ 6,615,694.15                  | \$ 11,101,377.97     | \$ 0.00       | \$ 70,000.00  | \$ 8,909,406.67  | \$ 8,737,966.59                |
| Total Exhibit J's    | \$ 0.00                          | \$ 0.00              | \$ 0.00       | \$ 0.00       | \$ 0.00          | \$ 0.00                        |
| Total Exhibit K's    | \$ 0.00                          | \$ 0.00              | \$ 0.00       | \$ 0.00       | \$ 0.00          | \$ 0.00                        |
| Total Exhibit L's    | \$ 0.00                          | \$ 0.00              | \$ 0.00       | \$ 0.00       | \$ 0.00          | \$ 0.00                        |
| Total Exhibit M's    | \$ 899,410.35                    | \$ 47,621,411.57     | \$ 0.00       | \$ 0.00       | \$ 465,212.06    | \$ 48,055,609.86               |
| Total Amounts        | \$ 33,076,960.75                 | \$ 77,698,863.29     | \$ 100,000.30 | \$ 106,405.00 | \$ 30,998,166.37 | \$ 79,771,974.11               |

Calculation of the Maximum Budget available using  
the Estimated Valuations, Miscellaneous Revenues, and Carryover  
Exhibit X

|  | General Fund      |           |                 |
|--|-------------------|-----------|-----------------|
|  | Unrestricted      | Sales Tax | Total           |
| General Fund Mill Levy                         | 10.26             | 0.00      |                 |
| Total Estimated Assessed Valuation             | \$ 720,040,815.00 |           |                 |
| Gross Ad Valorem Tax Levy                      | \$ 7,387,618.76   |           |                 |
| Reserve for Delinquency Reserve Percentage 10% | \$ 671,601.71     |           |                 |
| Net Ad Valorem Tax Levy                        | \$ 6,716,017.06   |           | \$ 6,716,017.06 |
| Cash fund balance, June 30                     | \$ 2,179,697.93   | \$ 0.00   | \$ 2,179,697.93 |
| Miscellaneous Revenue                          | \$ 689,905.26     | \$ 0.00   | \$ 689,905.26   |
| Total Available for Appropriations             | \$ 9,585,620.25   | \$ 0.00   | \$ 9,585,620.25 |

CERTIFICATE OF EXCISE BOARD  
ESTIMATE OF NEEDS FOR 2023-2024

STATE OF OKLAHOMA, COUNTY OF CREEK

We, the members of the Excise Board of said County and State, do hereby certify that we have examined the foregoing estimates of proposed current expenses for the ensuing fiscal year as filed with the Board of County Commissioners, and those directly under, or in contractual relationship with, the Board of County Commissioners; we have ascertained from the Financial Statements submitted therewith the amount of Surplus Balances of Cash on Hand; we have considered the uncollected ad valorem taxes of the previous year or years; and we have ascertained that the probable Income estimated to be collected from all sources other than ad valorem taxation may reasonably be expected as a revenue for the ensuing fiscal year, and that the same does not exceed 90% of the actual collection from such sources for the previous fiscal year.

In so doing, we have diligently performed the duties imposed upon the Excise Board by 68 O.S. 1991 Section 3007, (1) ascertaining that the financial statements, as to statistics therein contained reflect the true fiscal condition at the close of the fiscal year, or caused the same to be corrected so to show; (2) struck from the estimate of needs so submitted any items not authorized by law and reduced to the sum authorized by law any items restricted by statute as to the amount lawfully expendable therefore; (3) supplemented such estimate, after proper publication, by an estimate of needs prepared by this Excise Board to make provision for mandatory governmental functions where the estimate submitted wholly failed or was deemed inadequate to fulfill the mandate of the Constitutions or of the Legislature; (4) computed the total means available to each fund in the manner provided; and (5) then and only thereafter.

Accordingly, we have and do hereby appropriate the Surplus Balances of Cash on Hand, and the Revenues and Levies hereinafter set forth for each Fund to the several and specific purposes named in such estimates, by each, to the intent and purpose that CONSTITUTIONAL GOVERNMENTAL FUNCTIONS shall be first assured and provided for, and subsequently to provide for Legislative Governmental Functions insofar as to the available Surpluses, Revenues and Levies will permit; and we have provided also that the Levies are in excess of the amount appropriated to needs after deducting the surplus cash balance on hand, and Estimated Revenues other than tax, by the percentage and amount or reserve for delinquent tax as hereinafter set forth, which we have determined in the manner provided by law.

We further certify that we have examined the within statements of account and estimated needs or requirements of the Governing Board of Creek County, in relation to the Sinking Fund or Funds thereof, and after finding the same correct or having caused the same to be corrected pursuant to 68 O. S. 1991 Section 3009, have approved the requirements therefor to fulfill the conditions of Section 26 and 28 of Article 10, Oklahoma Constitution, and have made and certified a tax levy therefor to the extent of the excess of said total requirements over any other legal deduction, including a reserve of caused the same to be corrected pursuant to 68 O. S. 1991 Section 3009, have approved the requirements therefor to fulfill the conditions of Section 26 and 28 of Article 10, Oklahoma Constitution, and have made and certified a tax levy therefor to the extent of the excess of said total requirements over any other legal deduction, including a reserve for delinquent taxes.

CERTIFICATE OF EXCISE BOARD  
ESTIMATE OF NEEDS FOR 2023-2024

| EXHIBIT "Y"   | General Fund    | Health Department | Sinking Fund (Exc. Homesteads) |
|---|-----------------|-------------------|--------------------------------|
| County Excise Board's Appropriation of Income and Revenue |                 |                   |                                |
| Appropriation Approved & Provision Made                   | \$ 9,585,620.24 | \$ 4,162,394.25   | \$ -                           |
| Appropriation of Revenues                                 | \$ -            | \$ -              | \$ -                           |
| Excess of Assets Over Liabilities                         | \$ 2,179,697.93 | \$ 2,480,117.08   | \$ -                           |
| Unclaimed Protest Tax Refunds                             | \$ -            | \$ -              | \$ -                           |
| Revenues Approved by Excise Board                         | \$ 689,905.26   | \$ -              | \$ -                           |
| Est. Value of Surplus Tax in Process                      | \$ -            | \$ -              | \$ -                           |
| Sinking Fund Contributions                                | \$ -            | \$ -              | \$ -                           |
| Surplus Building Fund Cash                                | \$ -            | \$ -              | \$ -                           |
| Total Other Than 2023 Tax                                 | \$ 2,869,603.19 | \$ 2,480,117.08   | \$ -                           |
| Balance Required  | \$ 6,716,017.05 | \$ 1,682,277.17   | \$ -                           |
| Percent for Delinquency                                   | 10.0%           | 10.0%             | 0.0%                           |
| Added for Delinquency                                     | \$ 671,601.71   | \$ 168,227.72     | \$ -                           |
| Total Required for 2023 Tax                               | \$ 7,387,618.76 | \$ 1,850,504.89   | \$ -                           |
| Rate of Levy Required and Certified (in Mills)            | 10.26           | 2.57              | 0.00                           |

We further certify that the net assessed valuation of the Property, subject to ad valorem taxes, after the amount of all Homestead Exemptions have been deducted in the said County as finally equalized and certified by the State Board of Equalization for the current year 2023-2024 is as follows:

| VALUATION AND LEVIES EXCLUDING HOMESTEADS |                   |                   |                  |                   |
|---|-------------------|-------------------|------------------|-------------------|
| County                                    | Real              | Personal          | Public Service   | Total             |
| Total Valuation,                          | \$ 498,007,814.00 | \$ 124,425,805.00 | \$ 97,607,196.00 | \$ 720,040,815.00 |


and that the assessed valuations herein certified have been used in computing the rates of mill levies and the proceeds thereof appropriated as aforesaid; and that having ascertained as aforesaid, the aggregate amount to be raised by ad valorem taxation, we thereupon made the levies therefor as provided by law as follows:




General Fund: 10.26 Mills
Health Dept: 2.57 Mills
Sinking Fund: 0.00 Mills
Sub-Total: 12.83 Mills

|  |              |
|--|--------------|
| Free Fair Budget Account (Levy Per Applicable Statute)                                     | 0.00 Mills;  |
| Free Fair Improvement Budget Account (Net Proceeds of 1.00 Mill)                           | 0.00 Mills;  |
| Free Fair Additional Improvement Budget Account (Net Proceeds of 1.00 Mill)                | 0.00 Mills;  |
| Library Budget Account (Net Proceeds of 1/2 of 1.00 Mill)                                  | 0.00 Mills;  |
| Cooperative County/City-County Library Budget Account (1.00 to 4.00 Mills)                 | 0.00 Mills;  |
| County Cemetery (Prior To Aug. 15, 1933) Budget Account (Net Proceeds of 1/5 of 1.00 Mill) | 0.00 Mills;  |
| Public Buildings Budget Account (Not To Exceed 5.00 Mills)                                 | 0.00 Mills;  |
| Emergency Medical Service ( Not To Exceed 3.00 Mills)                                      | 0.00 Mills;  |
| Total County Levies  | 12.83 Mills; |
| County Wide Levy For Schools (4.00 Mills)  | 4.10 Mills;  |
| Total County Wide Levy   | 16.93 Mills; |

and we do hereby order the above levies to be certified forthwith by the Secretary of this Board to the County Assessor of said County, in order that the County Assessor may immediately extend said levies upon the Tax Rolls for the year 2024 without regard to any protest that may be filed against any levies, as required by 68 O. S. 1991, Section 2869.

Dated at Sapulpa, Oklahoma, this 6 day of September, 2023.

\_\_\_\_\_  
 Excise Board Member  
  
 \_\_\_\_\_  
 Excise Board Member

  
 \_\_\_\_\_  
 Excise Board Chairman *Acting*  
  
 \_\_\_\_\_  
 Excise Board Secretary  




Creek County, 19  
Statistical Data  
2023-2024

| Total Valuation                     |           |                       |
|-------------------------------------|-----------|-----------------------|
| Total Gross Valuation Real Property | \$        | 521,935,293.00        |
| Total Homestead Exemption           | \$        | 23,927,479.00         |
| <b>Total Real Property</b>          | <b>\$</b> | <b>498,007,814.00</b> |
|                                     |           |                       |
| Total Personal Property             | \$        | 124,425,805.00        |
| Total Public Service Property       | \$        | 97,607,196.00         |
| <b>Total Valuation of Property</b>  | <b>\$</b> | <b>720,040,815.00</b> |

Creek County

FILED

OCT 06 2023

State Auditor & Inspector

| UNIT OF TAXATION          | SCHOOL DIST | COUNTY       |              |             |             |              |              |              |               |                  |              |               |              |               |              |               |              | TOTAL |               |        |
|---------------------------|-------------|--------------|--------------|-------------|-------------|--------------|--------------|--------------|---------------|------------------|--------------|---------------|--------------|---------------|--------------|---------------|--------------|-------|---------------|--------|
|                           |             | CITY         |              |             |             | TOWNS        |              |              |               | SCHOOL DISTRICTS |              |               |              | VO-TECH-3     |              | VO-TECH-5     |              |       | VO-TECH-18    |        |
|                           |             | GENERAL FUND | SINKING FUND | HEALTH FUND | COMMON FUND | SINKING FUND | GENERAL FUND | GENERAL FUND | BUILDING FUND | SINKING FUND     | GENERAL FUND | BUILDING FUND | GENERAL FUND | BUILDING FUND | GENERAL FUND | BUILDING FUND | GENERAL FUND |       | BUILDING FUND |        |
| BRISTOW SCHOOL            | I-2         | 10.26        | 0            | 2.57        | 4.10        |              |              |              |               | 3.08             | 36.00        | 5.14          | 21.46        | 10.26         | 3.00         |               |              |       |               | 95.87  |
| MANNFORD SCHOOL           | I-3         | 10.26        | 0            | 2.57        | 4.10        |              |              |              |               |                  | 36.02        | 5.15          | 21.73        | 10.26         | 3.00         |               |              |       |               | 93.09  |
| MANNFORD (PAWNEE)         | I-3         |              |              |             |             |              |              |              |               |                  | 36.55        | 5.22          | 21.73        | 10.45         | 3.14         |               |              |       |               |        |
| MOUNDS SCHOOL             | I-005       | 10.26        | 0            | 2.57        | 4.10        |              |              |              |               | 3.08             | 36.26        | 5.18          | 26.17        | 10.26         | 3.00         |               |              |       |               | 100.88 |
| MOUNDS RURAL              | I-005       | 10.26        | 0            | 2.57        | 4.10        |              |              |              |               | 3.08             | 36.26        | 5.18          | 26.17        | 10.26         | 3.00         |               |              |       |               | 100.88 |
| MOUNDS (OKMULGEE)         | I-005       |              |              |             |             |              |              |              |               |                  | 35.70        | 5.10          | 26.17        | 10.20         | 3.06         |               |              |       |               |        |
| LONE STAR SCHOOL          | C-08        | 10.26        | 0            | 2.57        | 4.10        |              |              |              |               | 3.08             | 36.40        | 5.20          | 14.43        | 10.26         | 3.00         |               |              |       |               | 89.30  |
| LONE STAR RURAL           | C-08        | 10.26        | 0            | 2.57        | 4.10        |              |              |              |               | 3.08             | 36.40        | 5.20          | 14.43        | 10.26         | 3.00         |               |              |       |               | 89.30  |
| GYPSY SCHOOL              | C-12        | 10.26        | 0            | 2.57        | 4.10        |              |              |              |               | 3.08             | 36.24        | 5.18          | 0            | 10.26         | 3.00         |               |              |       |               | 74.69  |
| OLIVE SCHOOL              | I-17        | 10.26        | 0            | 2.57        | 4.10        |              |              |              |               | 3.08             | 36.38        | 5.20          | 7.75         | 10.26         | 3.00         |               |              |       |               | 82.60  |
| KIEFER SCHOOL             | I-18        | 10.26        | 0            | 2.57        | 4.10        |              |              |              |               | 3.08             | 35.83        | 5.12          | 25.81        | 10.26         | 3.00         |               |              |       |               | 100.03 |
| KIEFER RURAL              | I-18        | 10.26        | 0            | 2.57        | 4.10        |              |              |              |               | 3.08             | 35.83        | 5.12          | 25.81        | 10.26         | 3.00         |               |              |       |               | 100.03 |
| OILTON SCHOOL             | I-20        | 10.26        | 0            | 2.57        | 4.10        |              | 5.88         |              |               | 3.08             | 35.96        | 5.14          | 18.17        | 10.26         | 3.00         |               |              |       |               | 98.42  |
| OILTON (PAYNE)            | I-20        |              |              |             |             |              |              |              |               | 3.08             | 38.21        | 5.46          | 18.17        | 10.17         | 3.05         |               |              |       |               |        |
| DEPEW SCHOOL              | I-21        | 10.26        | 0            | 2.57        | 4.10        |              |              |              |               | 3.08             | 35.57        | 5.08          | 12.38        | 10.26         | 3.00         |               |              |       |               | 86.30  |
| KELLYVILLE SCHOOL         | I-31        | 10.26        | 0            | 2.57        | 4.10        |              |              |              |               | 3.08             | 36.15        | 5.16          | 19.85        | 10.26         | 3.00         |               |              |       |               | 94.43  |
| SAPULPA SCHOOL            | I-33        | 10.26        | 0            | 2.57        | 4.10        |              | 17.66        |              |               | 3.08             | 35.78        | 5.11          | 26.15        | 10.26         | 3.00         |               |              |       |               | 117.97 |
| SAPULPA RURAL             | I-33        | 10.26        | 0            | 2.57        | 4.10        |              |              |              |               | 3.08             | 35.78        | 5.11          | 26.15        | 10.26         | 3.00         |               |              |       |               | 100.31 |
| PRETTY WATER              | C-34        | 10.26        | 0            | 2.57        | 4.10        |              |              |              |               | 3.08             | 36.79        | 5.26          | 7.43         | 10.26         | 3.00         |               |              |       |               | 82.75  |
| ALLEN BOWDEN              | C-35        | 10.26        | 0            | 2.57        | 4.10        |              |              |              |               | 3.08             | 36.11        | 5.16          | 8.42         | 10.26         | 3.00         |               |              |       |               | 82.96  |
| DRUMRIGHT SCHOOL          | I-39        | 10.26        | 0            | 2.57        | 4.10        |              |              |              |               | 3.08             | 35.66        | 5.09          | 34.94        | 10.26         | 3.00         |               |              |       |               | 108.96 |
| DRUMRIGHT (PAYNE)         | I-39        |              |              |             |             |              |              |              |               | 3.08             | 36.12        | 5.16          | 34.94        | 10.17         | 3.05         |               |              |       |               |        |
| 146thRRID LONESTAR RUR    | C-0BRRID    | 11.00        |              |             |             |              |              |              |               |                  |              |               |              |               |              |               |              |       |               |        |
| CLEVELAND (PAWNEE)        | I-6         | 10.26        | 0            | 2.57        | 4.10        |              |              |              |               | 3.08             | 36.14        | 5.16          | 20.52        | 10.26         | 3.00         |               |              |       |               | 95.09  |
| JENNINGS (PAWNEE)         | I-1/JD2     | 10.26        | 0            | 2.57        | 4.10        |              |              |              |               | 3.08             | 36.44        | 5.21          | 20.83        | 10.26         | 3.00         |               |              |       |               | 95.75  |
| JENKS (TULSA)             | I-5         | 10.26        | 0            | 2.57        | 4.10        |              |              |              |               | 3.08             | 36.79        | 5.26          | 33.1         |               |              |               | 8.06         | 5.10  |               | 108.32 |
| KEYSTONE (TULSA)          | C-15        | 10.26        | 0            | 2.57        | 4.10        |              |              |              |               | 3.08             | 35.98        | 5.14          | 7.76         |               |              |               | 8.06         | 5.10  |               | 82.05  |
| PADEN (OKFUSKEE)          | I-14        | 10.26        | 0            | 2.57        | 4.10        |              |              |              |               | 3.08             | 35.50        | 5.07          | 7.88         |               |              | 10.11         | 5.06         |       |               | 83.63  |
| TULSA (TULSA)             | I-1         | 10.26        | 0            | 2.57        | 4.10        |              |              |              |               | 3.08             | 35.04        | 5.01          | 27.27        |               |              |               | 8.06         | 5.10  |               | 100.49 |
| STATE OF OKLAHOMA         |             |              |              |             |             |              |              |              |               |                  |              |               |              |               |              |               |              |       |               |        |
| JSS.                      |             |              |              |             |             |              |              |              |               |                  |              |               |              |               |              |               |              |       |               |        |
| CREEK COUNTY              |             |              |              |             |             |              |              |              |               |                  |              |               |              |               |              |               |              |       |               |        |
| I, Jennifer Mortazavi,    | County      | Clerk for    | Creek        | County,     | Oklahoma,   | do hereby    | certify that | above levies | true and      | correct          | on the 06    | day of        | Oct-23       |               |              |               |              |       |               |        |
| Witness my hand and       | Seal,       |              |              |             |             |              |              |              |               |                  |              |               |              |               |              |               |              |       |               |        |
| Jennifer Mortazavi, Creek | County      |              |              |             |             |              |              |              |               |                  |              |               |              |               |              |               |              |       |               |        |

\*Common Fund-4 Mill Levy County Wide Levy for Schools  
 \*\*Vo-Tech #3 Central Tech, Creek County  
 Vo-Tech #5 Gordon Cooper Tech Center, Pottawatomie County  
 Vo-Tech #18 Tulsa Tech Center, Tulsa County

Chairman  
 Member  
 Vice-Chairman



**Calculation of Annual County Officer Salary**

|  |                          |
|--|--------------------------|
| <b>Personal property and livestock are exempt from property tax.</b>   |                          |
| <u>OS 19 §§ 180.71 - 180.83</u>  |                          |
| County Name:   | Creek                    |
| County Population:   | -                        |
| Taxable Value:   | \$ 720,040,815.00        |
| Double Homestead Value   | \$ -                     |
| <b>Total</b>   | <b>\$ 720,040,815.00</b> |
| County Mill Rate:  | 10.26                    |
| <b>Service-ability:</b>  | <b>\$ 7,387,618.76</b>   |
| <b>Minimum Basic salary:</b>   | <b>\$ 22,500.00</b>      |
| <b>Maximum Base salary:</b>  | <b>\$ 42,500.00</b>      |
| Base Salary as set by Board of County Commissioners:   | \$ -                     |
| Allowed increase of basic salary based on valuation:   | \$ 20,250.00             |
| Required increase based on population:   | \$ -                     |
| Salary for FY:   | \$ 20,250.00             |
| <b>Total salary at minimum base:</b>   | <b>\$ 42,750.00</b>      |
| <b>Total salary at maximum base:</b>   | <b>\$ 62,750.00</b>      |
| <b>Service-ability = Total amount of revenue collected by multiplying millate rate (County part) by the taxable valuation.</b> |                          |